

# Annual Operational Plan (AOP) Webinar

Wednesday, 31 March, 2021

Improving national biosecurity outcomes through partnerships



Plant Health  
AUSTRALIA

# Welcome and introduction

**Sarah Corcoran**

Chief Executive Officer

Improving national biosecurity outcomes through partnerships



Plant Health  
AUSTRALIA

# Overview and highlights

- Update on achievements since we last met
- Bringing together stakeholders to solve problems & develop solutions
- Key project updates
- Development of the next five-year Strategic Plan
- Biosecurity Collective



# 2016–21 Strategic Plan

## Summary



# Strategic Plan 2016–21

## STRATEGIC DIRECTION

### Purpose

The purpose of Plant Health Australia is to co-ordinate strong industry and government partnerships that minimise plant pest impacts on Australia, boosting industry productivity and profitability while enhancing market access

### Vision

PHA is recognised nationally and internationally as the independent and trusted coordinator of a robust, shared and integrated Australian plant biosecurity system

## KEY RESULT AREAS

**1**

PARTNERSHIPS

**2**

EPPRD

**3**

PREPAREDNESS

**4**

SURVEILLANCE

**5**

DIAGNOSTICS

**6**

RDME

**7**

COMPANY HEALTH

## STRATEGIES & KEY PERFORMANCE INDICATORS

### STRENGTHEN PARTNERSHIPS

- Strong working relationship with members
- Stakeholder engagement broadened along the value chain
- Established relationships with international partners
- Awareness programs expanded
- Farm biosecurity program strengthened



### FACILITATE A NATIONALLY CO-ORDINATED SURVEILLANCE PROGRAM

- Surveillance programs for nationally significant pests established
- Uptake of new surveillance technology
- Increased industry capacity
- Nationally co-ordinated data management



### ENHANCE OPERATION AND INTEGRITY OF THE EPPRD

- Signatories comply with EPPRD obligations
- EPPRD review outcomes implemented
- Enhancement of policy and activities to promote early pest reporting
- Increased emergency response capacity and capability



### IMPROVE THE DIAGNOSTIC SYSTEM

- Nationally co-ordinated diagnostic network
- Increased protocol coverage for Emergency Plant Pests
- Improved diagnostic capability



### DEVELOP PEST MANAGEMENT AND PREPAREDNESS PROGRAMS

- Improved national management of recently introduced pests
- Established framework for management of exotic weeds and pests of pastures
- Programs for management of nationally significant pests established
- Risks identified and managed



### CO-ORDINATE PLANNING AND IMPLEMENTATION OF PLANT BIOSECURITY RDME

- AQISOC Plant Biosecurity RDME Plan implemented
- Nationally agreed RDME priorities
- Monitor RDME activities, capability and capacity
- Increased ability to fund plant biosecurity RDME activities



### MANAGE THE COMPANY EFFECTIVELY

- Attract and retain key staff skills
- PHA is in a sound financial position
- Legal and regulatory compliance obligations met
- Timely and accurate reporting



## OPERATIONAL PLANS

### ANNUAL OPERATIONAL PLAN

Guides business to achieve strategic direction



# 2020/21 Mid-year Performance Report



# 2021/22 Annual Operational Plan



# Today's topics

- Partnerships
- Emergency Response
- Preparedness
- Surveillance
- Diagnostics
- RD&E
- Company Health
  - Board selection
  - Year to date Financial Performance and forecast
  - Draft subscriptions for 2021/22
- PHA 2021/22 Annual Operation Plan timeline
- Feedback and closing remarks

# Partnerships

**Rod Turner**

General Manager, Partnerships

Improving national biosecurity outcomes through partnerships



# 2020/21 highlights (since December)

- The marketing communications teams continue to produce and distribute targeted and relevant PHA communications.
- Mid-year performance review released.
- Draft Farm Biosecurity Program strategy developed.
- Draft AOP prepared.
- Natalie O'Donnell commenced maternity leave, Victoria Ludowici commenced as Diagnostics and Surveillance Networks Coordinator.
- National Fruit Fly Council met and planning for a Fruit Fly Symposium in May 2021 is well underway.

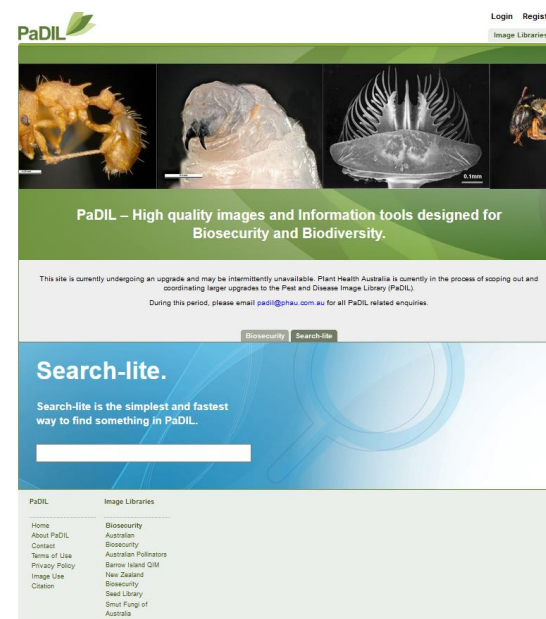


*Claire Petterson – Nuffield Scholar*



# 2021/22 AOP: Partnerships (subscription)

- Emphasis will continue on National Committees – key to progressing national priorities.
- Corporate communications will continue to be a focus and will be enhanced in 2021/22.
- Finalise new Farm Biosecurity strategy and commence implementation.
- PHA staff will liaise with all members
- PHA will continue to develop digital systems.
- PHA will continue to work with members to develop levy programs.



*PaDIL image library*

# 2021/22 AOP: Partnerships (non-subscription)

- National Fruit Fly Council
  - Activities continue to October with a funding proposal to be developed.
- Complete the NPBS review.
- Complete the Domestic Quarantine review.
- Industry Biosecurity Programs continue:
  - Avocadoes
  - Bananas
  - Bees
  - Citrus
  - Forestry
  - Grains
  - Greenlife Industry Australia
  - Mangoes
  - Melons
  - Vegetables
  - Viticulture



*National Fruit Fly Council*

A close-up photograph of green leaves with water droplets, serving as the background for the slide. A diagonal green overlay covers the bottom left portion of the image.

# Questions?

Improving national biosecurity outcomes through partnerships



Plant Health  
AUSTRALIA

# Emergency response

**Dr Susanna Driessen**

General Manager  
Emergency Response

Improving national biosecurity outcomes through partnerships



Plant Health  
AUSTRALIA



# 2020/21 highlights (since December)

- Variations to the EPPRD progressed (additional EPPRD meeting).
- Industry liaison workshop delivered with Tasmania.
- Five-year EPPRD review consultation through reference group and Parties.
- Improved eLearning courses.
- Ongoing incident management.



*Industry liaison training participants (Tasmania, March 2021)*

# 2021/22 AOP: Responding to incursions

- Remains a high priority, including support to Affected Parties
- Current 'open' response plans (excludes those closed by NMG but have financial audits outstanding)

# 2021/22 AOP: Response arrangements

- Strong focus on enhancing Parties' understanding and implementation of the EPPRD.
- Implement 2020 EPPRD review priority outcomes.
- Improve implementation of Owner Reimbursement Costs.
- Shared agreement on normal commitments (December 2021)
- Progression on key policies, including through Issue Resolution Groups.
- Ongoing review of PLANTPLAN.



*PHA celebrating the EPPRD's 15th birthday*

# 2021/22 AOP: Emergency preparedness

- Create Biosecurity Incident Standard Operating Procedures.
- Improve awareness of EPPRD roles and responsibilities.
- Conduct four Industry liaison representative training workshops.
- Create new eLearning courses and improve platform functionality.
- Provide ongoing support of the National Biosecurity Response Team (non-subscription).



*Industry liaison training (Tasmania, March 2021)*



*National Biosecurity Response Team simulation exercise*



A close-up photograph of green leaves with water droplets, serving as the background for the slide. A diagonal green overlay covers the bottom left portion of the image.

# Questions?

Improving national biosecurity outcomes through partnerships



# Preparedness

**Stuart Kearns**

National Manager  
Preparedness and RD&E

Improving national biosecurity outcomes through partnerships




Plant Health  
AUSTRALIA

# 2020/21 highlights (since December)

## Non-subscription

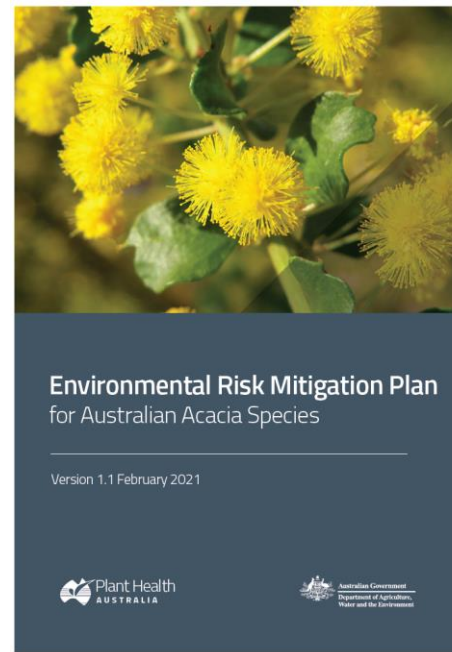
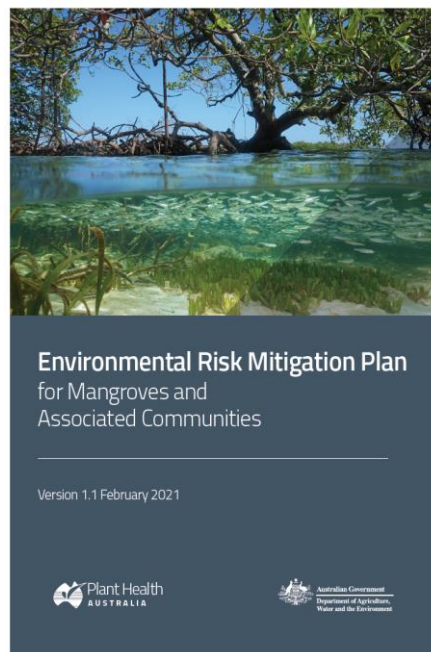
- Biosecurity Plans underway for Mushrooms, Honey bees and Production Nurseries.
- Biosecurity Plans being finalised for Plantation Forestry, Lychee, Papaya and Passionfruit.
- Biosecurity Plans finalised for Berry Sector.
- Biosecurity Reference Panels held for Avocado, Banana, Berries, Ginger, Mango, Onion, Potato, Sweetpotato and Vegetables.
- Consultation commenced for new workplans for the National Bee Biosecurity Program.
- Biosecurity Preparedness Portal populated.



# 2020/21 highlights (since December)

## Non-subscription

- Biosecurity Plans for Mangroves and Acacia completed.
- National, cross sectoral Fall Armyworm R&D gaps and opportunities identified and prioritised. Project scoping underway.





# 2021/22 AOP: Preparedness

## Member subscription

- Strategic review of biosecurity planning processes, outputs, effectiveness and impact.

## Non-subscription

- Significant number of programs from 2020/21 to continue in the next financial year including Reference Panels.
- Biosecurity Plans due for review;
  - Cotton, Citrus, Grains, Rice, Honey bee and Mushrooms
- Planning for 2022 when a further eight BPs are due for review
- National Bee Biosecurity Program
  - New workplans in place with 6 Bee Biosecurity Officers
- National Plant Biosecurity Preparedness Strategy and Implementation Plan finalized.

A close-up photograph of green leaves with water droplets, serving as the background for the slide. A diagonal green overlay covers the bottom half of the image.

# Questions?

Improving national biosecurity outcomes through partnerships



# Surveillance

**Dr Sharyn Taylor**

National Manager  
Surveillance and Diagnostics

Improving national biosecurity outcomes through partnerships



Plant Health  
AUSTRALIA

# 2020/21 highlights (since December)

- National Plant Biosecurity Surveillance Strategy and Implementation Plan finalized.
- Increased Plant Surveillance Network Australasia-Pacific (PSNAP) membership to 294 members (up by 54 since November 2020).
- Call for second round of surveillance residential releases released.
- National Potato Industry Biosecurity Surveillance Strategy and National Tropical Plant Industries Biosecurity Surveillance Strategy released.
- Consultation for an industry/government partnership for the National Forest Surveillance Pest Program.
- Consultation for continuation of National Bee Pest Surveillance Program post-December 2021.
- Consultation for national deployment of AUSPestCheck™.
- Assessment of national requirements for MyPestGuide™ Reporter.



# 2021/22 AOP: Surveillance

## Member subscription

- Contribute to activities in national surveillance through the Sub-Committee on National Plant Health Surveillance (SNPHS).

## Non-subscription


- Secure endorsement of the National Plant Biosecurity Surveillance Strategy and Implementation Plan.
- Plant Surveillance Network Australasia-Pacific (PSNAP):
  - continue to drive membership
  - implement professional development program including Residential Program and at least one training workshop.
- Host an Annual Surveillance Workshop 2021 (potentially November 2021).



# 2021/22 AOP: Surveillance

## Non-subscription

- Tropical Plant Industries Biosecurity Surveillance Strategy:
  - Maintain Steering Committee and identify mechanisms for implementation.
- National Bee Pest Surveillance Program (NBPSP):
  - business as usual until December 2021
  - negotiate and establish new NBPSP post December 2021
  - develop training materials for bee surveillance.
- Negotiate and establish National Citrus Pest Surveillance Program.
- Establish Partnership for National Forest Pest Surveillance Program.



# 2021/22 AOP: Surveillance

## Non-subscription

- Implement AUSPestCheck™ nationally.
- Continue to investigate requirements for national deployment of MyPestGuide™ Reporter.

A screenshot of the AUSPestCheck web application interface. The interface is divided into several sections. At the top, there's a header with the AUSPestCheck logo and a user profile for "Nicholas Woods". Below the header is a "Search" bar. The main content area is split into two columns. The left column, titled "Record details", contains several filter sections: "PEST SCIENTIFIC NAME" (with a dropdown showing "1 item selected"), "ORDER" (with a dropdown), "FAMILY" (with a dropdown), "GENUS" (with a dropdown), "PEST TYPE" (with a dropdown), "STATUS" (with a dropdown), "HOST SCIENTIFIC NAME" (with a dropdown), "HOST COMMON NAME" (with a dropdown), "PARTICIPANT NAME" (with a dropdown), "STATE" (with a dropdown), "UID" (with a dropdown), "SURVEILLANCE DATE" (with "From" and "To" date pickers), and "UPLOAD DATE" (with "From" and "To" date pickers). There are also "Reset filters" and "Export CSV" buttons. The right column, titled "Program filters", contains a "PROGRAMS" dropdown menu set to "Any". Below these filter sections is a map of Australia and New Zealand. The map shows several green and red dots indicating pest locations. To the left of the map, there are "Filtered Surveillance Records" and "View On Map" tabs, and a sidebar with "Overlay" and "Layer" dropdowns. A "SHOW LEGEND" button is in the top right corner of the map area.

A close-up photograph of green leaves with water droplets, serving as the background for the slide. A diagonal green overlay covers the bottom left portion of the image.

# Questions?

Improving national biosecurity outcomes through partnerships



Plant Health  
AUSTRALIA



# Diagnostics

**Dr Sharyn Taylor**

National Manager  
Surveillance and Diagnostics

Improving national biosecurity outcomes through partnerships



Plant Health  
AUSTRALIA

# 2020/21 highlights (since December)

- National Plant Biosecurity Diagnostic Strategy and Implementation Plan finalised and endorsed.
- Increased National Plant Biosecurity Diagnostic Network (NPBDN) membership 400 (up by 20 since November 2020).
- Commenced planning for the Annual Diagnosticians' Workshop (August 2021).
- Surge capacity project finalised.
- Implementation of the reference collections strategy:
  - coordinated filling specimen gaps in reference collections.
- National Diagnostic Protocol Coordinator transitioned to PHA.
- Australian Plant Pest Database (APPD) rebuild commenced.
- PaDIL enhancements underway and commenced negotiations on future rebuild.

# 2021/22 AOP: Diagnostics

## Member subscription

- Contribute to activities in national diagnostics through the Sub-Committee on Plant Health Diagnostics (SPHD).

## Non-subscription

- Professional development workshops:
  - undertake 10<sup>th</sup> round of the Diagnostic Residential program
  - Mirid and Lygus bug identification workshop planned (postponed to 2021/22)



*Example of a Lygus bug - Tarnished plant bug (bugwood.org)*

# 2021/22 AOP: Diagnostics

- National Diagnostic Protocols (NDPs):
  - finalise and seek endorsement for NDPs for *Xylella* vectors, *Ceratocystis* and *Coptotermes*.
- Planning for Rural R&D for Profit Boosting Diagnostics PestBlitz workshop (delivery anticipated in 2022).
- Coordinate proficiency testing for diagnostic laboratories.
- Conduct Annual Diagnosticians' Workshop (August 2021).
- PaDIL and APPD:
  - enhancements to PaDIL to continue.
  - rebuild of APPD to be finalised.



A close-up photograph of green leaves with water droplets, serving as the background for the slide. A diagonal green overlay covers the left side of the image.

# Questions?

Improving national biosecurity outcomes through partnerships



# Research development and extension (RD&E)

**Stuart Kearns**

National Manager  
Preparedness and RD&E

Improving national biosecurity outcomes through partnerships



Plant Health  
AUSTRALIA

# RD&E

- *National Agricultural Innovation Policy Statement* expect to be released mid 2021 that include new National Agricultural Innovation Priorities to drive collaboration and focus investment.
- Agricultural Innovation Australia Ltd.
- Plant Biosecurity Research Initiative (PBRI):
  - cross sectoral plant biosecurity RD&E.



**CRDC**



**Forest & Wood  
Products Australia**



**Hort  
Innovation**



**ruralR&D  
CORPORATIONS**



**Wine  
Australia**

- Workshop series has been developed for 2021, to bring together researchers and industry on *high priority* topics to collaborate and co-invest in research, development and extension in areas that benefit multiple industries.
- *Sea container R&D workshop* held in February featuring presentations on risk profiling, novel detection methods and treatment options as alternatives to Me Br.
- *Sustainable pest management R&D workshop* held in March featuring presentations on entomopathogens, biopesticides and future management of biotic constraints for agriculture.
- International collaboration MoU's expanded in December to now include ACIAR.
- PBRI Symposium scheduled for 10-11 May 2022.



A close-up photograph of green leaves with water droplets, serving as the background for the slide. A diagonal green overlay covers the bottom left portion of the image.

# Questions?

Improving national biosecurity outcomes through partnerships



Plant Health  
AUSTRALIA

# Company health

**Michael Milne**

CFO and Company Secretary

Improving national biosecurity outcomes through partnerships



Plant Health  
AUSTRALIA

# Board selection

Improving national biosecurity outcomes through partnerships



# Board selection

The following Directors terms expire at the 21<sup>st</sup> Annual General Meeting of PHA on 23 November 2021:

- Liz Alexander
- Kim Halbert
- Prue McMichael
- Doug Phillips

As a consequence, the PHA Constitution requires the establishment of a Board Selection Committee and sets out the process to be followed.

The PHA Chairperson will chair the Board Selection Committee.

In addition to the Chairperson, the Selection Committee comprises two persons approved in writing by at least 75% of all Plant Industry members and two persons approved in writing by all Government Members.



# Board selection

We request nominations for the Plant Industry members of the Selection Committee. Please advise any nominations to myself (Company Secretary), as soon as possible. Please check with any nominee that they are prepared to accept the nomination.

Previous Plant Industry members of the Committee have been as follows:

|      |                                  |                                     |
|------|----------------------------------|-------------------------------------|
| 2003 | Mr Murray Jones - Grains         | Mr Ian Ballantyne - Canegrowers     |
| 2005 | Mr David Ginns - Grains          | Mr Antony Allen - Avocado's         |
| 2007 | Mr Tony Battaglione - Winemakers | Ms Alma Reynolds - Apple & Pear     |
| 2009 | Mr Cameron Mackay - Bananas      | Ms Alma Reynolds - Apple & Pear     |
| 2011 | Mr Greg Kauter - Cotton          | Mr Robert Prince - Nursery & Garden |
| 2013 | Ms Tania Chapman - Citrus        | Mr Robert Prince - Nursery & Garden |
| 2015 | Ms Tania Chapman - Citrus        | Mr Matt Kealley - Canegrowers       |
| 2017 | Mr Jolyon Burnett - Macadamias   | Mr Matt Kealley - Canegrowers       |
| 2019 | Mr Jolyon Burnett - Macadamias   | Mr Nathan Hancock - Citrus          |

The process and nominees will be discussed at the Plant Industry Forum on 31 May 2021.

A close-up photograph of green leaves with water droplets, serving as the background for the slide. A diagonal green overlay covers the bottom left portion of the image.

# Questions?

Improving national biosecurity outcomes through partnerships



Plant Health  
AUSTRALIA

# Year-to-date financial performance and forecast

Improving national biosecurity outcomes through partnerships

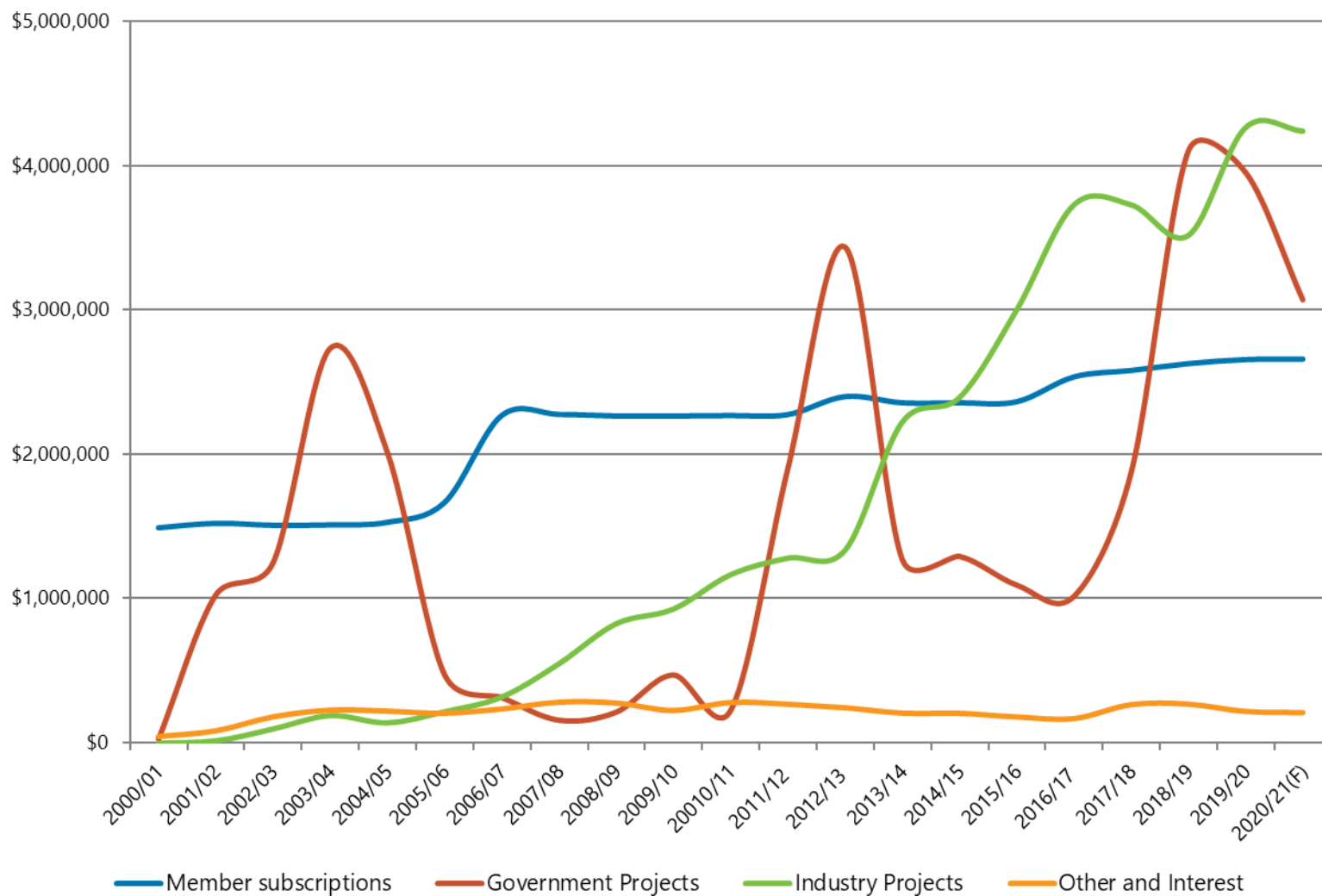


# 2020/21 Forecast: Profit & Loss (\$)

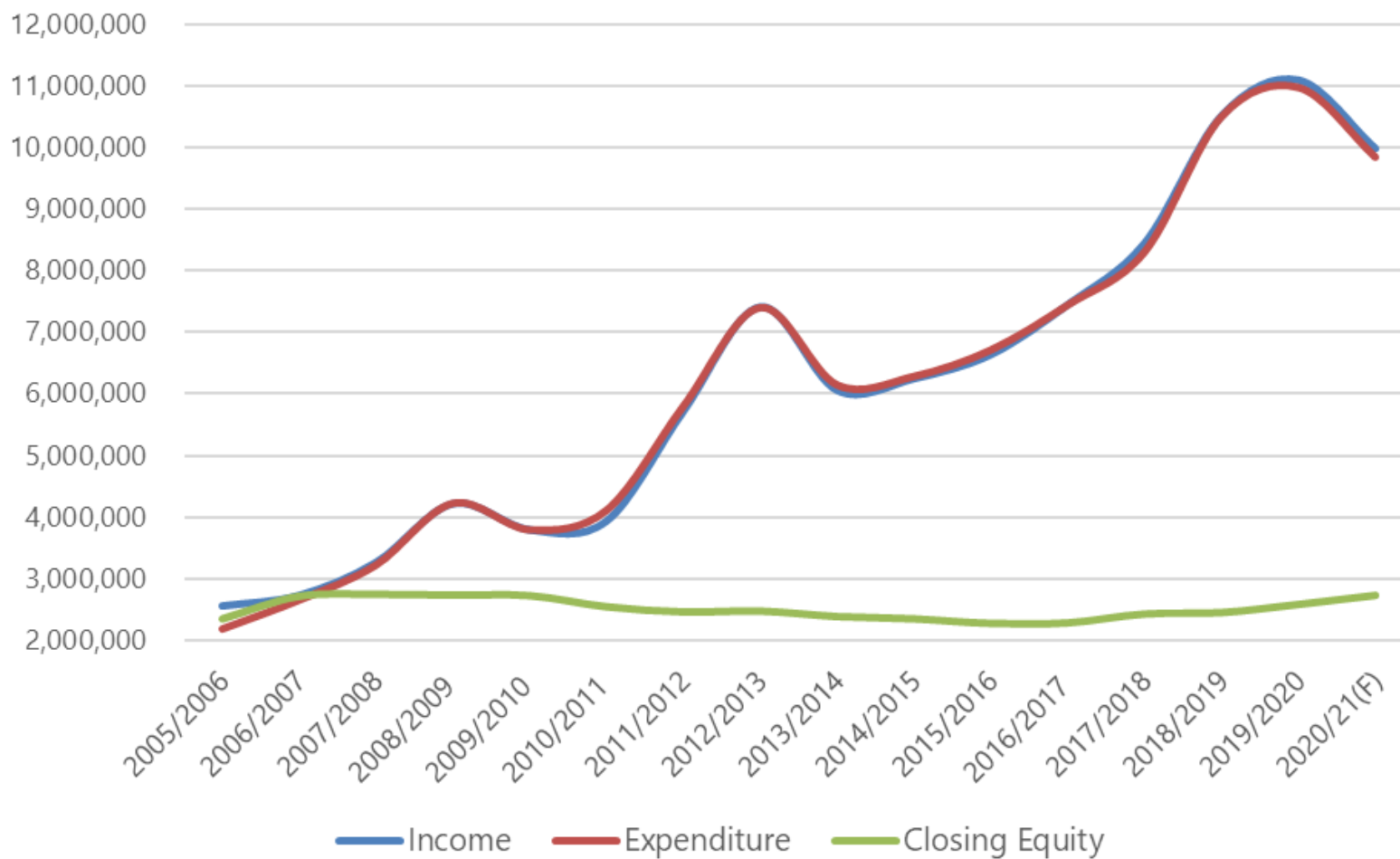
|  | 2020/21<br>Forecast | 2020/21<br>Budget | Variance  |
|--|---------------------|-------------------|-----------|
| <b>Revenues from Ordinary Activities</b> |                     |                   |           |
| -Membership subscriptions                | 2,660,000           | 2,660,000         | 0         |
| -Project Funding                         | 7,116,404           | 7,531,104         | (414,700) |
| -Other Income                            | 206,151             | 156,151           | 50,000    |
| Total Revenue                            | 9,982,555           | 10,347,255        | (364,700) |
| <b>Expenses from Ordinary Activities</b> |                     |                   |           |
| Total Expenditure                        | 9,835,511           | 10,406,911        | (571,400) |
| <b>Net Surplus (Deficit)</b>             | 147,044             | (59,656)          | 206,700   |



# 2020/21 Forecast: Income (\$m)

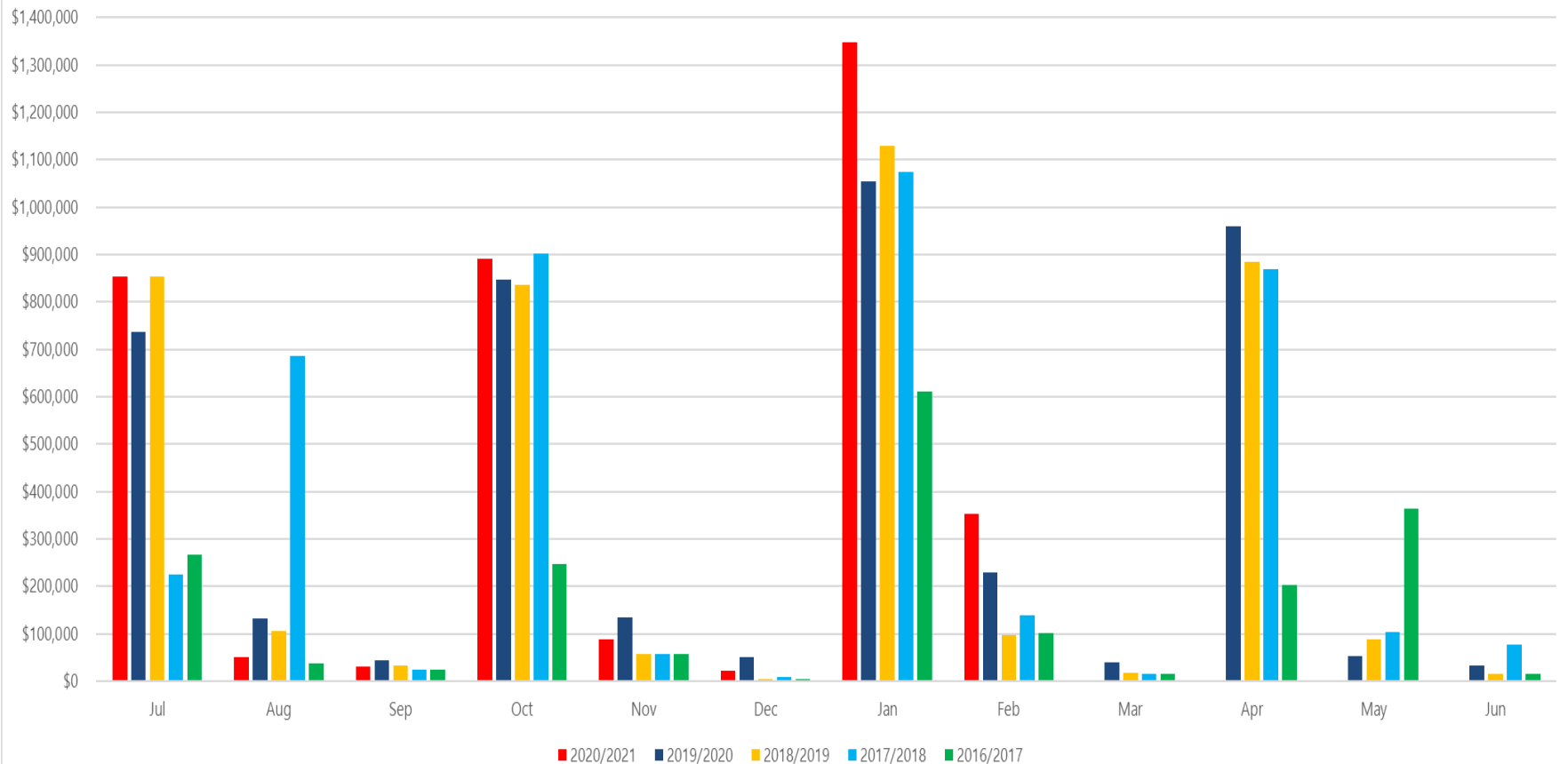


# 2020/21 Forecast: Equity (\$)



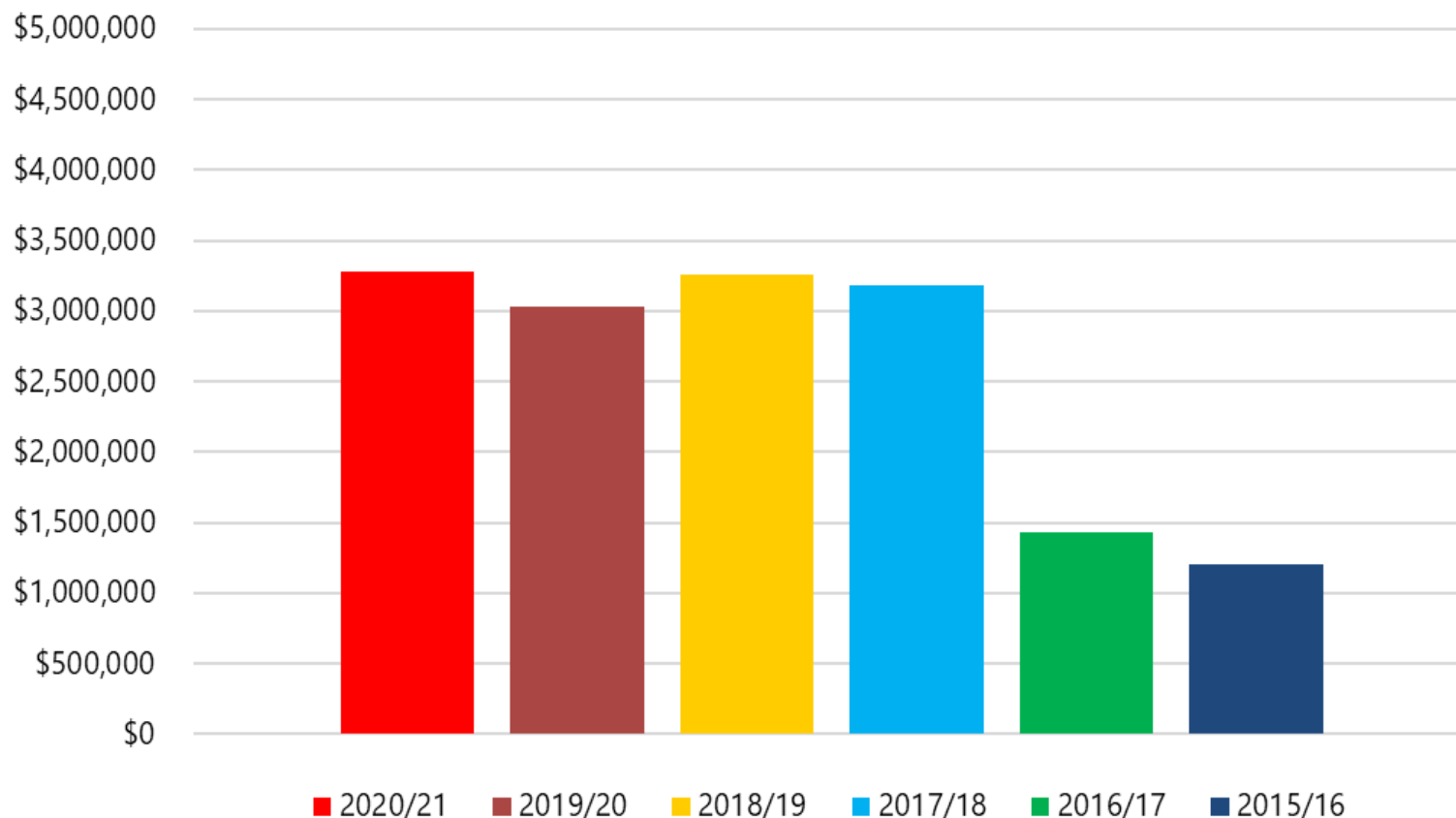
# Levy receipts

Total PHA levy payments received by month



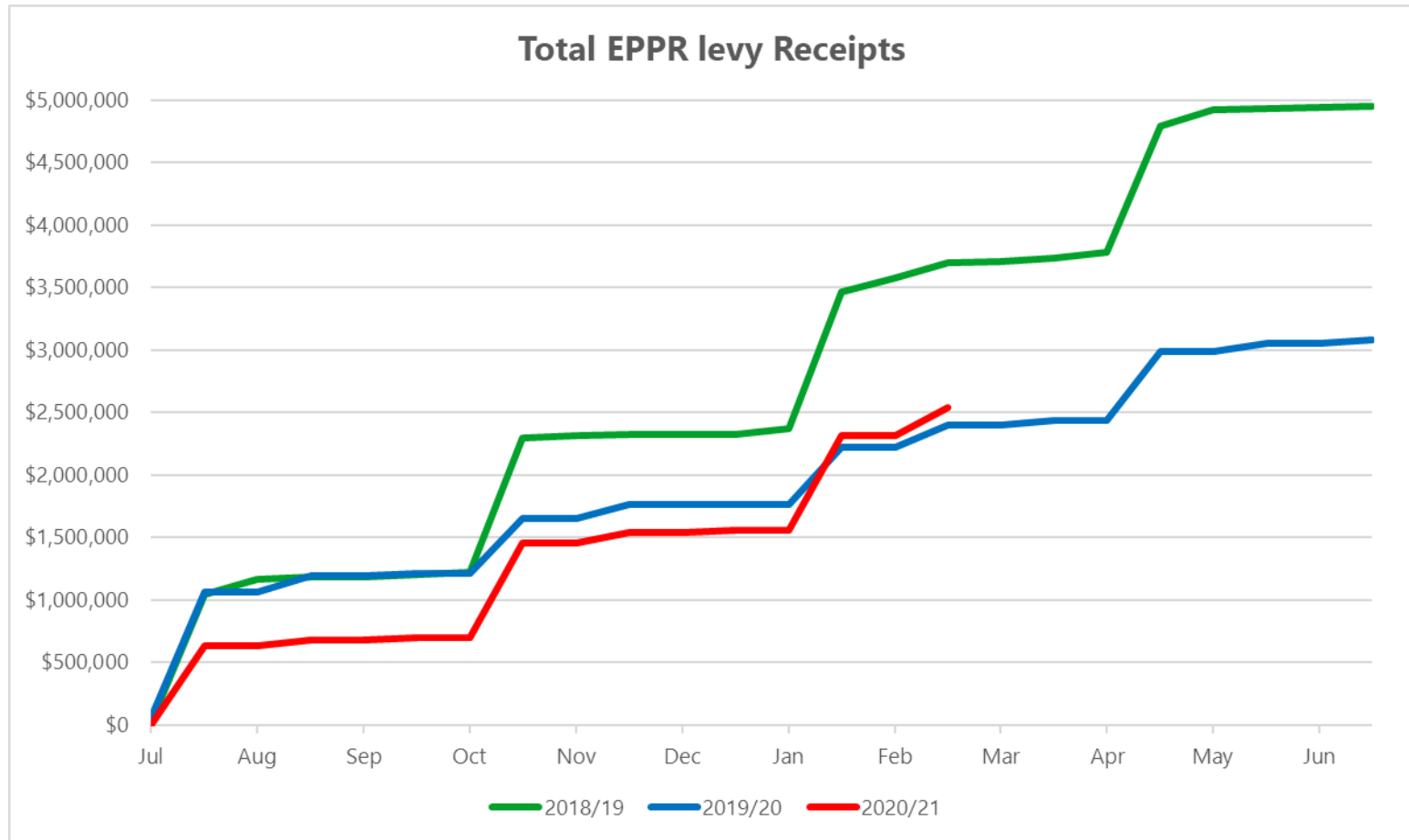
# Levy receipts

**Total PHA levy payments received February YTD**





# Levy receipts



A close-up photograph of green leaves with water droplets, serving as the background for the slide. A diagonal green overlay covers the bottom left portion of the image.

# Questions?

Improving national biosecurity outcomes through partnerships



Plant Health  
AUSTRALIA

# Draft subscriptions for 2020/21

Improving national biosecurity outcomes through partnerships



# Draft subscriptions

- Based on formulas in the PHA Constitution.
- Average Local Value of Production (LVP) for three years 2016/17, 2017/18, and 2018/19.
- We are required to use published Local Value of Production (LVP) figures from an approved Statutory Authority which is:
  - the Australian Bureau of Statistics (ABS); or
  - if a required statistic has not been published by the ABS, the Australian Bureau of Agricultural and Resource Economics and Sciences (ABARES); or
  - if a required statistic has not been published by either the ABS or ABARES, a source of the required statistic as determined by the Directors.



# Draft subscriptions

- The Annual Subscription of an **Associate Member** shall be determined by the Directors from time to time:
  - last increase was in 2011/12 to **\$2,000**
  - reaffirmed at BM102 on 24 February 2021.
- **Minimum Subscription** means the minimum Annual Subscription determined by the Directors from time to time:
  - has been **\$1,500** since inception of PHA
  - reaffirmed at BM102 on 24 February 2021.

# Draft subscriptions

- Subscriptions were last increased by 1.3% (CPI) for 2019/20.
- Subscriptions were not increased for 2020/21.
- Draft 2021/22 Subscriptions have **not** been budgeted to increase.
- Feedback from members is critical for PHA to facilitate meeting Member requirements from within current resources.
- Depending on Member feedback, our aim is to present a balanced budget for 2021/22 at the May 2021 General Meeting.

# Draft subscriptions

Movements in subscriptions for 2021/22 compared with 2020/21 are also due to:

- shifts in Local Value of Production (LVP) for different **Plant Industries** which, in turn, affects the relative proportion of individual Member subscriptions calculated in accordance with the three-year rolling average formulas set out in the PHA Constitution
- shifts in Local Value of Production (LVP) for each **State and Territory government.**

# Draft subscriptions

## PHA Annual Subscriptions (Estimated \$)

| Member                       | Estimate<br>2021/22 | Budget<br>2020/21 | Increase<br>(decrease) | % Increase<br>(decrease) | % of<br>Total |
|------------------------------|---------------------|-------------------|------------------------|--------------------------|---------------|
| <b>Australian Government</b> | 880,000             | 880,000           | 0                      | 0.0%                     | 33.08%        |
| <b>State Government</b>      |                     |                   |                        |                          |               |
| ACT                          | 1,500               | 1,500             | 0                      | 0.0%                     | 0.06%         |
| NSW                          | 194,444             | 217,348           | (22,904)               | -10.5%                   | 7.31%         |
| NT                           | 2,811               | 2,776             | 35                     | 1.3%                     | 0.11%         |
| QLD                          | 176,048             | 183,665           | (7,617)                | -4.1%                    | 6.62%         |
| SA                           | 120,692             | 118,311           | 2,381                  | 2.0%                     | 4.54%         |
| TAS                          | 25,548              | 24,414            | 1,134                  | 4.6%                     | 0.96%         |
| VIC                          | 168,554             | 158,398           | 10,156                 | 6.4%                     | 6.34%         |
| WA                           | 190,403             | 173,588           | 16,815                 | 9.7%                     | 7.16%         |
|                              | 880,000             | 880,000           | 0                      | 0.0%                     | 33.08%        |



# Draft subscriptions

## PHA Annual Subscriptions (Estimated \$)

| Member  | Estimate<br>2021/22 | Budget<br>2020/21 | Increase<br>(decrease) | % Increase<br>(decrease) | % of<br>Total |
|---|---------------------|-------------------|------------------------|--------------------------|---------------|
| <b>Industry</b>                                   |                     |                   |                        |                          |               |
| Almond Board of Australia Inc.                    | 17,406.0            | 17,590            | (184)                  | -1.0%                    | 0.65%         |
| Apple and Pear Australia Ltd                      | 15,987.0            | 16,678            | (691)                  | -4.1%                    | 0.60%         |
| Australian Banana Growers Council Inc             | 14,039.0            | 13,591            | 448                    | 3.3%                     | 0.53%         |
| Australian Blueberry Growers Association Inc      | 7,222.0             | 5,703             | 1,519                  | 26.6%                    | 0.27%         |
| Australian Forest Products Association Limited    | 71,033.0            | 67,658            | 3,375                  | 5.0%                     | 2.67%         |
| Australian Ginger Industry Association            | 1,500.0             | 1,500             | 0                      | 0.0%                     | 0.06%         |
| Australian Grape and Wine Incorporated            | 29,876.0            | 29,722            | 154                    | 0.5%                     | 1.12%         |
| Australian Honey Bee Industry Council Inc         | 4,079.0             | 3,505             | 574                    | 16.4%                    | 0.15%         |
| Australian Lychee Growers Association Inc.        | 1,500.0             | 1,500             | 0                      | 0.0%                     | 0.06%         |
| Australian Macadamia Society Ltd                  | 7,559.0             | 7,240             | 319                    | 4.4%                     | 0.28%         |
| Australian Mango Industry Association Ltd         | 3,630.0             | 3,652             | (22)                   | -0.6%                    | 0.14%         |
| Australian Melon Association Inc                  | 5,058.0             | 5,442             | (384)                  | -7.1%                    | 0.19%         |
| Australian Olive Association Ltd                  | 3,115.0             | 3,275             | (160)                  | -4.9%                    | 0.12%         |
| Australian Processing Tomato Research Council Inc | 1,500.0             | 1,500             | 0                      | 0.0%                     | 0.06%         |

# Draft subscriptions

## PHA Annual Subscriptions (Estimated \$)

| Member                                      | Estimate<br>2021/22 | Budget<br>2020/21 | Increase<br>(decrease) | % Increase<br>(decrease) | % of<br>Total |
|---|---------------------|-------------------|------------------------|--------------------------|---------------|
| <b>Industry</b>                             |                     |                   |                        |                          |               |
| Australian Sweet Potato Growers Inc         | 2,858.0             | 2,894             | (36)                   | -1.2%                    | 0.11%         |
| Australian Table Grape Association Inc      | 13,445.0            | 13,619            | (174)                  | N/a                      | 0.51%         |
| Australian Tea Tree Industry Association    | 1,500.0             | 1,500             | 0                      | 0.0%                     | 0.06%         |
| Australian Truffle Growers Association      | 1,500.0             | 1,500             | 0                      | 0.0%                     | 0.06%         |
| Australian Walnut Industry Association      | 1,602.0             | 1,520             | 82                     | 5.4%                     | 0.06%         |
| AUSVEG Limited                              | 73,927.0            | 70,474            | 3,453                  | 4.9%                     | 2.78%         |
| Avocados Australia Ltd                      | 9,372.0             | 9,433             | (61)                   | -0.6%                    | 0.35%         |
| CANEGROWERS                                 | 41,892.0            | 43,515            | (1,623)                | -3.7%                    | 1.57%         |
| Canned Fruits Industry Council of Australia | 1,500.0             | 1,500             | 0                      | 0.0%                     | 0.06%         |
| Cherry Growers of Australia Inc             | 4,662.0             | 4,788             | (126)                  | -2.6%                    | 0.18%         |
| Chestnuts Australia Incorporated            | 1,500.0             | 1,500             | 0                      | 0.0%                     | 0.06%         |
| Citrus Australia Ltd                        | 22,823.0            | 21,078            | 1,745                  | 8.3%                     | 0.86%         |
| Cotton Australia Ltd                        | 54,354.0            | 57,864            | (3,510)                | -6.1%                    | 2.04%         |
| Dried Fruits Australia Inc.                 | 1,500.0             | 1,500             | 0                      | 0.0%                     | 0.06%         |

# Draft subscriptions

## PHA Annual Subscriptions (Estimated \$)

| Member                                      | Estimate<br>2021/22 | Budget<br>2020/21 | Increase<br>(decrease) | % Increase<br>(decrease) | % of<br>Total |
|---|---------------------|-------------------|------------------------|--------------------------|---------------|
| <b>Industry</b>                             |                     |                   |                        |                          |               |
| Grain Producers Australia Limited           | 395,616.0           | 402,749           | (7,133)                | -1.8%                    | 14.87%        |
| Greenlife Industry Australia                | 30,364.0            | 28,429            | 1,935                  | 6.8%                     | 1.14%         |
| GROWCOM                                     | 1,490.0             | 1,500             | (10)                   | -0.7%                    | 0.06%         |
| Hazelnut Growers of Australia Incorporated  | 1,500.0             | 1,500             | 0                      | 0.0%                     | 0.06%         |
| Onions Australia                            | 6,572.0             | 6,397             | 175                    | 2.7%                     | 0.25%         |
| Passionfruit Australia Incorporated         | 1,500.0             | 1,500             | 0                      | 0.0%                     | 0.06%         |
| Pistachio Growers Association Incorporated  | 1,500.0             | 1,500             | 0                      | 0.0%                     | 0.06%         |
| Raspberries and Blackberries Australia Inc. | 5,188.0             | 4,338             | 850                    | 19.6%                    | 0.20%         |
| Ricegrowers Association of Australia Inc    | 5,078.0             | 6,014             | (936)                  | -15.6%                   | 0.19%         |
| Strawberries Australia Inc                  | 9,110.0             | 8,748             | 362                    | 4.1%                     | 0.34%         |
| Summerfruit Australia Limited               | 6,143.0             | 6,084             | 59                     | 1.0%                     | 0.23%         |
|   | 880,000.0           | 880,000           | 0                      | 0.0%                     | 33.08%        |

# Draft subscriptions

## PHA Annual Subscriptions (Estimated \$)

| Member                                      | Estimate<br>2021/22 | Budget<br>2020/21 | Increase<br>(decrease) | % Increase<br>(decrease) | % of<br>Total |
|---|---------------------|-------------------|------------------------|--------------------------|---------------|
| <b>Associate</b>                            |                     |                   |                        |                          |               |
| Agnova Technologies Pty Ltd                 | 2,000               | 2,000             | 0                      | 0.0%                     | 0.08%         |
| Australian Grape and Wine Authority         | 2,000               | 2,000             | 0                      | 0.0%                     | 0.08%         |
| Cotton Research and Development Corporation | 2,000               | 2,000             | 0                      | 0.0%                     | 0.08%         |
| CSIRO                                       | 2,000               | 2,000             | 0                      | 0.0%                     | 0.08%         |
| Grains R&D Corporation                      | 2,000               | 2,000             | 0                      | 0.0%                     | 0.08%         |
| Horticulture Innovation Australia Limited   | 2,000               | 2,000             | 0                      | 0.0%                     | 0.08%         |
| NT Farmers                                  | 2,000               | 2,000             | 0                      | 0.0%                     | 0.08%         |
| Protected Cropping Australia Ltd            | 2,000               | 2,000             | 0                      | 0.0%                     | 0.08%         |
| Sugar Research Australia                    | 2,000               | 2,000             | 0                      | 0.0%                     | 0.08%         |
| Vinehealth Australia                        | 2,000               | 2,000             | 0                      | 0.0%                     | 0.08%         |
|   | 20,000              | 20,000            | 0                      | 0.0%                     | 0.80%         |
| <b>Total</b>                                | 2,660,000           | 2,660,000         | 0                      | 0.0%                     | 100.0%        |

A close-up photograph of green leaves with water droplets, serving as the background for the slide. A diagonal green overlay covers the bottom left portion of the image.

# Questions?

Improving national biosecurity outcomes through partnerships



Plant Health  
AUSTRALIA



# 2021/22 Annual Operational Plan timeline

Improving national biosecurity outcomes through partnerships



# 2021/22 Annual Operational Plan timeline

| Date          | Status  |
|---------------|---|
| 31 March 2021 | Member input sought through webinar to develop activity plans and discuss resources and budget                                |
| April 2021    | Further feedback by email sought from Members on the draft AOP  |
| 18 May 2021   | Distribution of Draft AOP to the Board for final comments   |
| 21 May 2021   | Presentation of "Final" budget and AOP to the F&AC meeting 82   |
| 31 May 2021   | Presentation of Final AOP, Budget and membership subscriptions at General Meeting of Members for approval                     |
| 2 June 2021   | Presentation and approval of Final AOP and Budget to Board meeting 103 pending Member endorsement at the May General Meeting. |

A close-up photograph of green leaves with water droplets, serving as the background for the slide. A diagonal line divides the image into two sections: a lighter green top-left and a darker green bottom-right.

# Questions?

Improving national biosecurity outcomes through partnerships



Plant Health  
AUSTRALIA

# PHA 2021 member meetings

Improving national biosecurity outcomes through partnerships



# May 2021 member meetings

We are currently planning for the May member meetings to take place as a face-to-face meeting. We are working on the location of the meetings and will provide details asap.

There will also be the option to join the meeting via videoconferencing facilities.

## Monday 31 May 2021

- Plant Industry Forum
- PHA General Meeting
- PHA Members Forum

## Tuesday 1 June 2021

- Incidents debrief
- EPPRD Parties Meeting

## Wednesday 2 June 2021

- PHA Board Meeting 103



# November 2021 member meetings

We are currently planning for the November member meetings to take place in Canberra. A venue is yet to be confirmed.

## **Tuesday 23 November 2021**

- Plant Industry Forum
- PHA Annual General Meeting
- PHA/AHA Joint Member Forum
- Member function

## **Wednesday 24 November 2021**

- PHA Members' Forum
- EPPRD Signatories Meeting

## **Thursday 25 November 2021**

- Board Meeting 105

# Member feedback and closing remarks

Improving national biosecurity outcomes through partnerships



Plant Health  
AUSTRALIA