

17th General Meeting

30 May 2018

Welcome

Improving national biosecurity outcomes through partnerships



Plant Health
AUSTRALIA

1.0 Chairman's Welcome

Improving national biosecurity outcomes through partnerships



Plant Health
AUSTRALIA

2.0 Ordinary Business

Improving national biosecurity outcomes through partnerships



Plant Health
AUSTRALIA

2.1 Administrative Arrangements

Improving national biosecurity outcomes through partnerships



2.1 Administrative Arrangements

Quorum

The Company Secretary will confirm that a quorum is present.

78.1 Number

The quorum for a general meeting is 5 Government Members and 5 Plant Industry Members, such Members present in person or by Representative, attorney or proxy, and the quorum must be present at all times during the meeting.

2.1 Administrative Arrangements

Voting at meetings

- Show of hands or poll if demanded
- Member vote may be exercised by Nominated Representative or by Proxy
- On a show of hands each Member has 1 vote. A proxy with 2 or more appointments that specify different ways to vote cannot vote on a show of hands (section 250A (4) (b))
- Poll – votes in accordance with prescribed votes held by Member
- Poll - General resolutions – simple majority + 60% Government/Industry Member support if poll
- Poll - Special resolutions - 75% majority + 60% Government/Industry Member support if poll

2.1 Administrative Arrangements

Returning Officer

If required, the Chair intends to use:

- If a poll is demanded in accordance with clause 88.1, the Chair intends to use the **Company Secretary** as Returning Officer to assist with voting, vote counting and assessing the validity of proxies.
- Members will be given the opportunity to appoint a **Scrutineer** to observe the voting process, report irregularities and verify voting outcomes.

2.1 Administrative Arrangements

82 Members' Representative

82.1 Appointment

Subject to clause 83, a Member must appoint, in accordance with clause 82.6, at least one individual as a Representative to exercise all or any of the powers the Member may exercise:

- *at general meetings*
- *at meetings of creditors or debenture holders; and*
- *relating to resolutions to be passed without meetings.*
- *the appointment may be a standing one.*

82.6 Member to notify change

Each Member must promptly notify the Secretary in writing of any change to its Representative.

83 Representative of Government Members

The Representative of each Government Member is the person from time to time holding the office of Minister of the Crown for that Government responsible for agriculture, or a person nominated by that Minister for the purpose of this clause 83.

2.1 Administrative Arrangements

Notice of Meeting

Notice of meeting together with explanatory notes were mailed within the Corporations Act timeframe.

2.1 Administrative Arrangements

Proxies	
ACT Government	Chairman
Almond Board of Australia	Chairman
Australian Forest Products Association	Chairman
Australian Macadamia Society	Trevor Ranford
Australian Mango Industry Association	Chairman
Australian Olive Association	Chairman
Department of Agriculture & Water Resources	Con Goletsos
Department of Agriculture and Fisheries QLD	Salvo Vitelli
Dept. of Economic Development, Jobs, Transport & Resources	Dolf DeBoer
Dept. of Primary Industries & Regional Development	Darryl Hardie
Department of Primary Industry & Resources, NT	Sarah Corcoran
NSW Department of Primary Industries	Chris Anderson
Onions Australia	Chairman

2.1 Administrative Arrangements

Proxies	
Passionfruit Australia	Chairman
Summerfruit Australia Ltd	Trevor Ranford
Winemakers' Federation of Australia	Chairman

2.2 Apologies

Improving national biosecurity outcomes through partnerships



1. Apologies Received

Government Members	
Department of Territory & Municipal Services	Daniel Iglesias
Department of Agriculture and Fisheries Queensland	Elizabeth Woods
Department of Agriculture and Fisheries Queensland	Mike Ashton
Department of Agriculture and Water Resources	Kim Ritman
Dept. of Economic Development, Jobs, Transport & Resources	Rosa Crnov
Dept. of Primary Industries and Regional Development WA	Mia Carbon
Dept. of Primary Industries, Parks, Water & Environment, TAS	Andrew Bishop
Department of Primary Industry & Resources NT	Alister Trier
NSW Department of Primary Industries	Bruce Christie
NSW Department of Primary Industries	Satendra Kumar

1. Apologies

Industry Members	
Almond Board of Australia	Ross Skinner
Australian Banana Growers' Council	Michelle McKinlay
Australian Blueberry Growers' Association	Alex Smith
Australian Forest Products Association	Gavin Matthew
Australian Ginger Industry Association	Russell Parbery
Australian Honey Bee Industry Council	Trevor Weatherhead
Australian Lychee Growers Association	Derek Foley
Australian Macadamia Society	Jolyon Burnett
Australian Mango Industry Association	Samantha Frolov
Australian Mango Industry Association	Robert Gray
Australian Melon Association	Dianne Fullelove

1. Apologies

Industry Members	
Australian Nut Industry Council	Chaseley Ross
Australian Olive Association	Greg Seymour
Australian Olive Association	Peter McFarlane
Australian Processing Tomato Research Council	Liz Mann
Australian Sweetpotato Growers	John Maltby
Australian Sweetpotato Growers	Rodney Wolfenden
Australian Table Grape Association	Jeff Scott
Australian Tea Tree Industry Association	Tony Larkman
Australian Walnut Industry Association	Derek Goulet
Canned Fruits Industry Council of Australia	Kath Boast
Chestnuts Australia Incorporated	Tanya Edwards

1. Apologies

Industry Members	
Chestnuts Australia Incorporated	Brian Casey
Cotton Australia	Nicola Cottee
Grain Producers Australia / VFF Horticulture	Tanya Pittard
Growcom Fruit	David Thomson
Growcom Fruit	Rachel MacKenzie
Onions Australia	Lechelle Earl
Passionfruit Australia Incorporated	Margie Milgate
Ricegrowers' Association of Australia	Graeme Kruger
Strawberries Australia	Brian Taylor
Summerfruit Australia	John Moore
Winemakers' Federation of Australia	Tony Battaglione

1. Apologies

Associate Members	
AgNova Technologies	Andrew Glover
Cotton Research and Development Corporation	Susan Maas
CSIRO	Andy Sheppard
CSIRO	Gary Fitt
Grains Research & Development Corporation	Ken Young
Horticulture Innovation Australia	Penny Measham
Northern Territory Farmers Association	Greg Owens
Sugar Research Australia Limited	Neil Fisher
Wine Australia	Rachel Triggs

2.3 Minutes of 17th Annual General Meeting

Held on 22 November 2017



2.4 Chairman's Address

Improving national biosecurity outcomes through partnerships



Plant Health
AUSTRALIA

2.4 Chairman's Address

Mr Steve McCutcheon, Chairman of PHA, will address the 17th General Meeting, providing an overview of PHA operations and critical developments.

The Chairman's address will be available on PHA's website www.phau.com.au following this meeting.

2.5 2017/18 Performance Report

Improving national biosecurity outcomes through partnerships



2016–21 Strategic Plan

Summary



Strategic Plan 2016–21

STRATEGIC DIRECTION

Purpose

The purpose of Plant Health Australia is to co-ordinate strong industry and government partnerships that minimise plant pest impacts on Australia, boosting industry productivity and profitability while enhancing market access

Vision

PHA is recognised nationally and internationally as the independent and trusted coordinator of a robust, shared and integrated Australian plant biosecurity system

KEY RESULT AREAS

- 1 PARTNERSHIPS
- 2 EPPFD
- 3 PREPAREDNESS
- 4 SURVEILLANCE
- 5 DIAGNOSTICS
- 6 RDIE
- 7 COMPANY HEALTH

STRATEGIES & KEY PERFORMANCE INDICATORS

STRENGTHEN PARTNERSHIPS

- Strong working relationship with members
- Stakeholder engagement broadened along the value chain
- Established relationships with international partners
- Awareness programs expanded
- Farm biosecurity program strengthened

ENHANCE OPERATION AND INTEGRITY OF THE EPPFD

- Signatories comply with EPPFD obligations
- EPPFD review outcomes implemented
- Enhancement of policy and activities to promote early pest reporting
- Increased emergency response capacity and capability

DEVELOP PEST MANAGEMENT AND PREPAREDNESS PROGRAMS

- Improved national management of recently introduced pests
- Established framework for management of exotic weeds and pests of pastures
- Programs for management of nationally significant pests established
- Risks identified and managed

FACILITATE A NATIONALLY CO-ORDINATED SURVEILLANCE PROGRAM

- Surveillance programs for nationally significant pests established
- Uptake of new surveillance technology
- Increased industry capacity
- Nationally co-ordinated data management

IMPROVE THE DIAGNOSTIC SYSTEM

- Nationally co-ordinated diagnostic network
- Increased protocol coverage for Emergency Plant Pests
- Improved diagnostic capability

CO-ORDINATE PLANNING AND IMPLEMENTATION OF PLANT BIOSECURITY RDIE

- AGSOC Plant Biosecurity RDIE Plan implemented
- Nationally agreed RDIE priorities
- Monitor RDIE activities, capability and capacity
- Increased ability to fund plant biosecurity RDIE activities

MANAGE THE COMPANY EFFECTIVELY

- Attract and retain key staff skills
- PHA is in a sound financial position
- Legal and regulatory compliance obligations met
- Timely and accurate reporting

OPERATIONAL PLANS

ANNUAL OPERATIONAL PLAN

Guides business to achieve strategic direction

2017/18

Annual Operational Plan



2017/18 Mid-year Performance Report



2017/2018 Performance


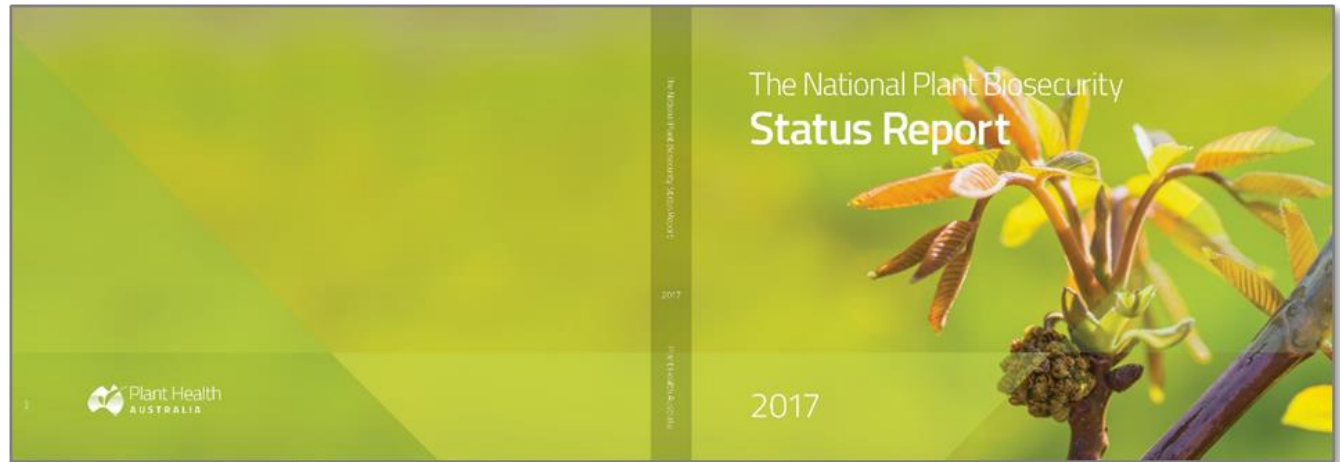
	Actual YTD March	Forecast 2017/18	Budget 2017/18	Forecast variance to Budget
Revenues from Ordinary Activities				
Member subscriptions	2,582,500	2,582,500	2,581,500	1,000
Project funding	4,167,373	5,935,774	6,500,800	565,026
Interest income	197,953	252,165	130,700	121,465
Total Revenue	6,947,862	8,770,439	9,212,900	442,461
Expenditure	6,178,762	8,678,631	9,208,600	534,269
Net Surplus	769,064	91,808	4,300	87,508

Partnerships

- National Committees: NBC, NCEN, Northern Australia Biosecurity Framework Reference Group, PHC, SDQMA and others
- Further developing the idea of a plant biosecurity champion alumni
- Continued to expand Biosecurity Portal, particularly the CCEPP site
- NFFC activities
- Farm Biosecurity Program (joint AHA / PHA program)
- Biosecurity Programs

Industry levy funded activities

- Grains Farm Biosecurity Program Continues
 - ✓ Silo surveillance program underway
 - ✓ GBOs have presented to numerous meetings
 - ✓ NSW GBO involved lupin anthracnose outbreak
 - ✓ SA GBO involved in Khapra beetle incident
 - ✓ Communications material developed
- Vegetable Biosecurity Program being renegotiated
 - ✓ Focus on surveillance
 - ✓ Materials in languages other than English developed
 - ✓ Visits to peri urban locations
- Existing citrus biosecurity program extended
- New mango program being developed
- Ongoing NGIA support to training
- Ongoing melon program
- Banana programs



Top Tweet earned 2,838 impressions

PHA is advertising for one citrus and one forestry biosecurity coordinator
bit.ly/zeA3Hwn Also on SEEK

£3.7 1

[View Tweet activity](#)

[View all Tweet activity](#)

Top Follower followed by 8,064 people



Aurecon
 @Aurecon FOLLOWING YOU

News and insights from Aurecon. #BringingIdeasToLife to #design a better future. Visit our blog: <https://it.co/ITvKDSHWN>

Top mention earned 44 engagements

PlantBiosecurity CRC
 @PBCRC Dec 9
 Aphid alert delay mystery bit.ly/2B7v5w
[#biosecurity](#) [@theGRDC](#) [@nswdpi](#)
[@planthealthaustr](#) [@NGI_NEWS](#)
[@DeptAgNews](#) [@NSWFarmers](#)
[@GrainProducerSA](#)
pic.twitter.com/wEvmzruhX



£3.3 7

[View Tweet](#)

Top media Tweet earned 2,748 impressions

PHA is [@Aust_Parliament](#) today, celebrating the honey harvest from APH hives pic.twitter.com/zTkjpm27SO



£3.7 15

[View Tweet activity](#)

[View all Tweet activity](#)



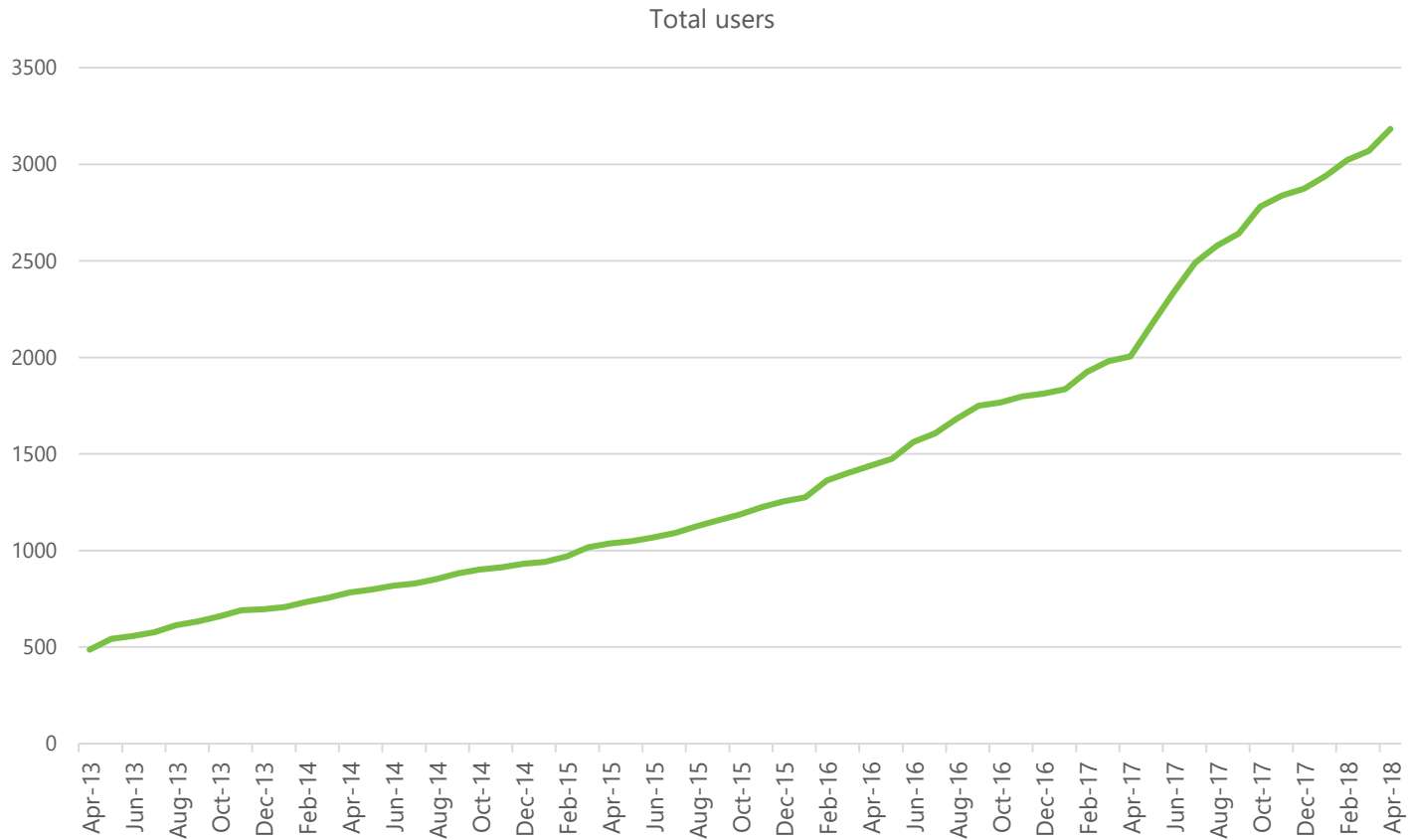
Emergency Response

- Completed eradication programs for banana freckle and khapra beetle
- Completed T2M programs for giant pine scale and tomato potato psyllid.
- Continue to promote the National EPP Training Program
- Exercises – Varroa mite, working with governments and AHBIC, Xylella and cotton boll weevil
- Implementation of recommendations from the 2015 EPPRD Review
- There were a few incidents to manage
- Continued delivery of tailored face to face plant biosecurity training at the request of members

Emergency Response


- Establish a timetable of regional training opportunities (for members and members of members)
- Addressing gaps between the National Environmental Biosecurity Response Agreement (NEBRA), the Emergency Animal Disease Response Agreement (EADRA) and the EPPRD
 - Exotic weeds primarily affecting primary production
 - Pests of pastures and fodder
- Categorisation
- Improved decision making
- Equity for impacted owners
- Tax implications for ORCs

BOLT users



Preparedness

- Biosecurity Plans
 - Work progressing on the following BPs: acacia, avocados, bananas, cherries, coffee, mangoes, onions, potatoes, summerfruit, sweetpotatoes, tea tree
 - Reference panels planned for onions, vegetables, potatoes and cherries
 - Funding applications in for forestry, ginger, honeybee, pasture seeds, strawberries/rubus (berry combined), small tropical fruit crops and viticulture
 - Manuals underway for cherries, onions and potatoes
 - Work progressing on new BP template



Preparedness


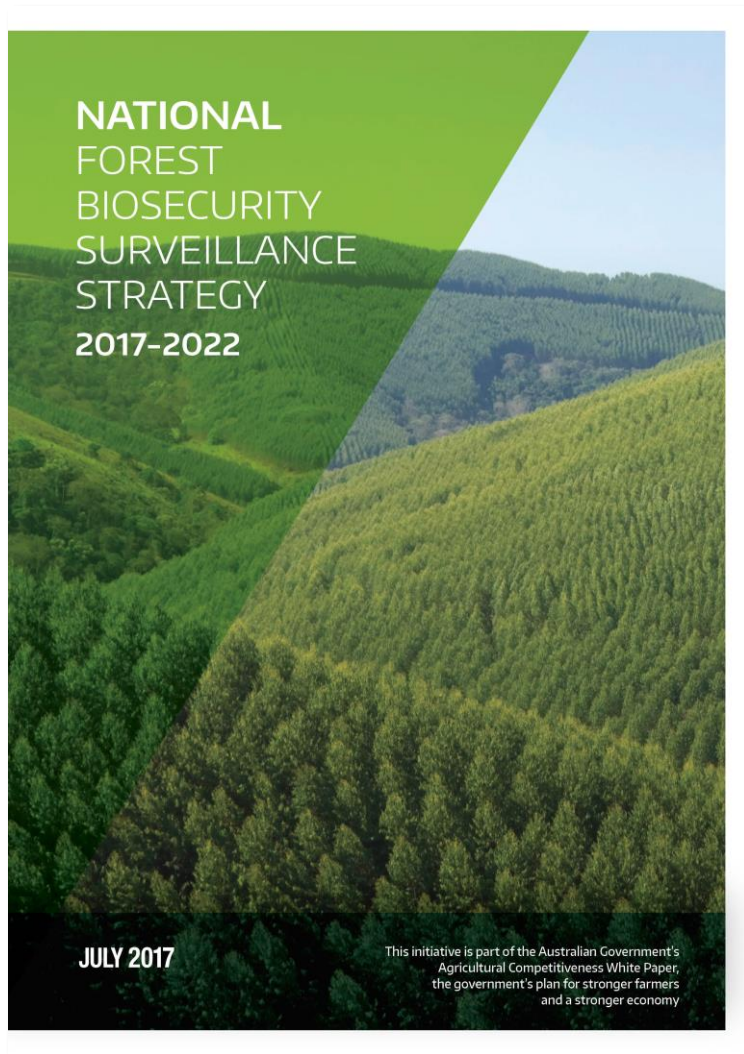
- Bee Biosecurity Officers
 - 5 BBOs active across Australia
 - Active in promoting the Bee Code of Practice
 - Workshops for beekeepers to undertake online training
 - 3rd Australian Bee Congress
- Fruit Fly Preparedness
 - Completed regional plans
 - Rewritten Code of Practice for Fruit Flies and now with DAWR



Surveillance and Diagnostics

- Continue to work with SNPHS and SPHD, expanding networks, training and web sites.
- Northern Australia Biosecurity
- Plant Health Surveillance Consultative Committee
- IPSN – botanic garden network, linking to the VCC
- Upgrade the Virtual Co-ordination Centre / *AusPestCheck*
- Citrus Biosecurity Program
- Forestry Biosecurity Program
- Temperate crops surveillance
- RRD4P – *Improving Plant Pest Management Through Cross Industry Deployment of Smart Sensors, Diagnostics and Forecasting (iSCOUT)*
- Launching FF handbook and website today !

Surveillance and Diagnostics



WELCOME TO

Fruit Fly Identification Australia



IDENTIFY A SPECIES

Identify an unknown species using an interactive key

IDENTIFY



FIND A SPECIES

Look up a known species using the fruit fly identification search function

SEARCH



360 FRUIT FLY

Rotate our 3D fruit fly to identify key glossary terms

VIEW

About Fruit Fly Identification Australia

Fruit Fly Rotator


Rotate the fly by dragging your mouse across the body of the fly



Gallery

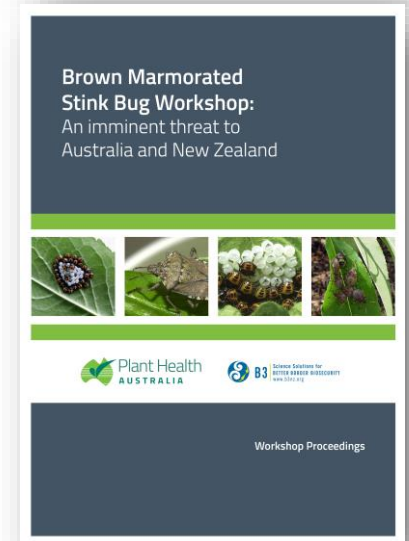



Anastrepha distincta - Head shot Classic ADI001



RD&E

- AGSOC Cross Sectoral Plant Biosecurity Strategy being rewritten
- Workshops held and audits carried out
 - Pastures Workshop to be held June
 - Viticulture audit well advanced
 - Finalised Diagnostic Workshop Report and BMSB Workshop Report
 - Participated in Strategy Leader Forum and presented to AGSOC
- Meetings with AHA on biosecurity RD&E strategies
- 2017 Status Report ready for printing
- Collaborated with PBRI





The Plant Biosecurity Research Initiative supports cross-sectoral research development and extension to minimise the damaging consequences caused by biosecurity threats to Australian plant industries. This includes endemic and exotic pests, diseases and weeds that affect Australia's plant industries, community and the environment. We welcome growers, students, researchers and investors to be part of this initiative.

Members

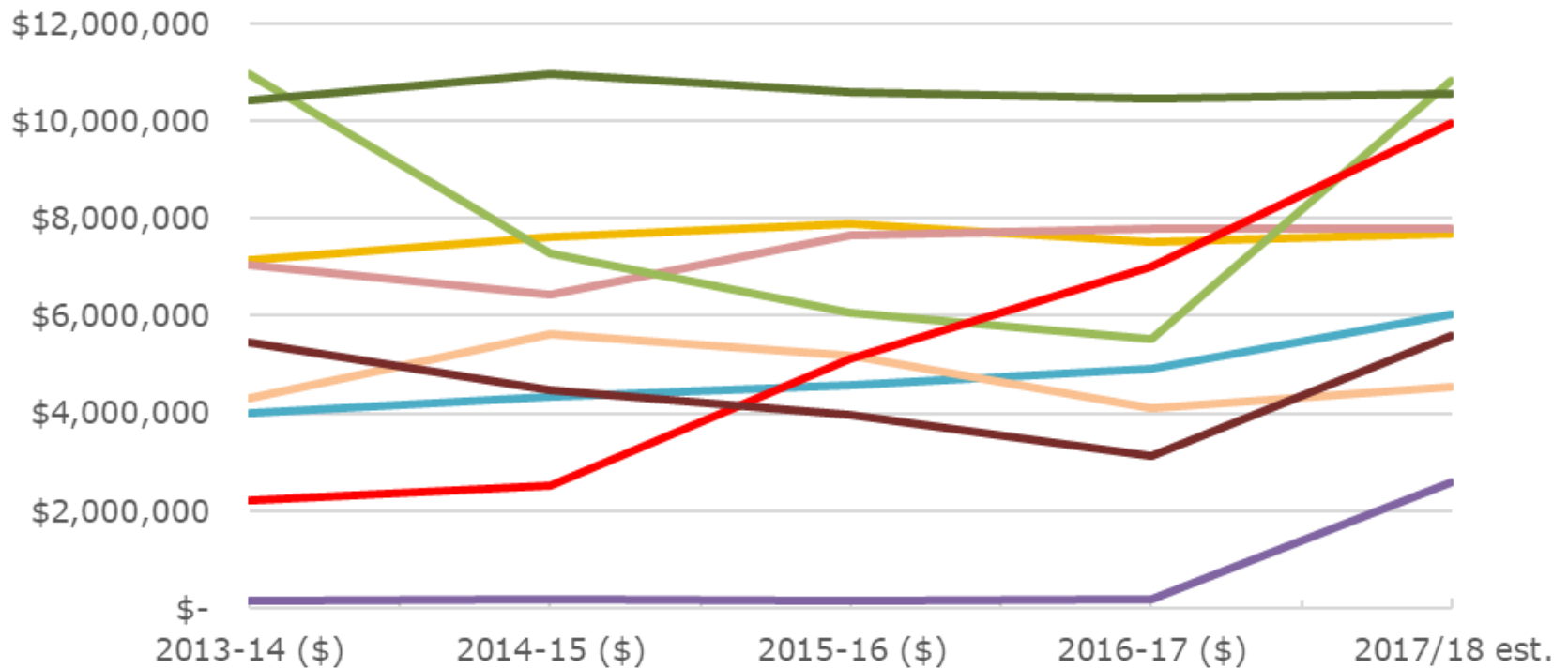


Company Health

Levy Activity

- PHA Levy established for 30 industries.
 - Currently (22/39) - grains, AUSVEG, citrus, honey bees, NGIA, bananas, wine grapes, sweet potatoes, mangoes, melons, apples and pears, rice, avocados, onions, cotton, olives, chestnut, cherries, summerfruit, pineapples, strawberries and forestry
- Positive EPPR levies established 9 industries
 - Positive Rate (9) – grains, bananas, mangoes, honey bees, chestnuts, forestry, Almonds, Apple and Pear, and Macadamias
 - Nil rate established in another 19 industries

Total Levy Receipts by Levy Recipient Body (under \$15M)



- Animal Health Australia
- Cotton RDC
- Forest and Wood Products Australia Limited
- Plant Health Australia
- National Residue Survey
- Australian Egg Corporation Limited
- Fisheries RDC
- LiveCorp
- AgriFutures Australia

2.6 Annual Operating Plan 2018/19

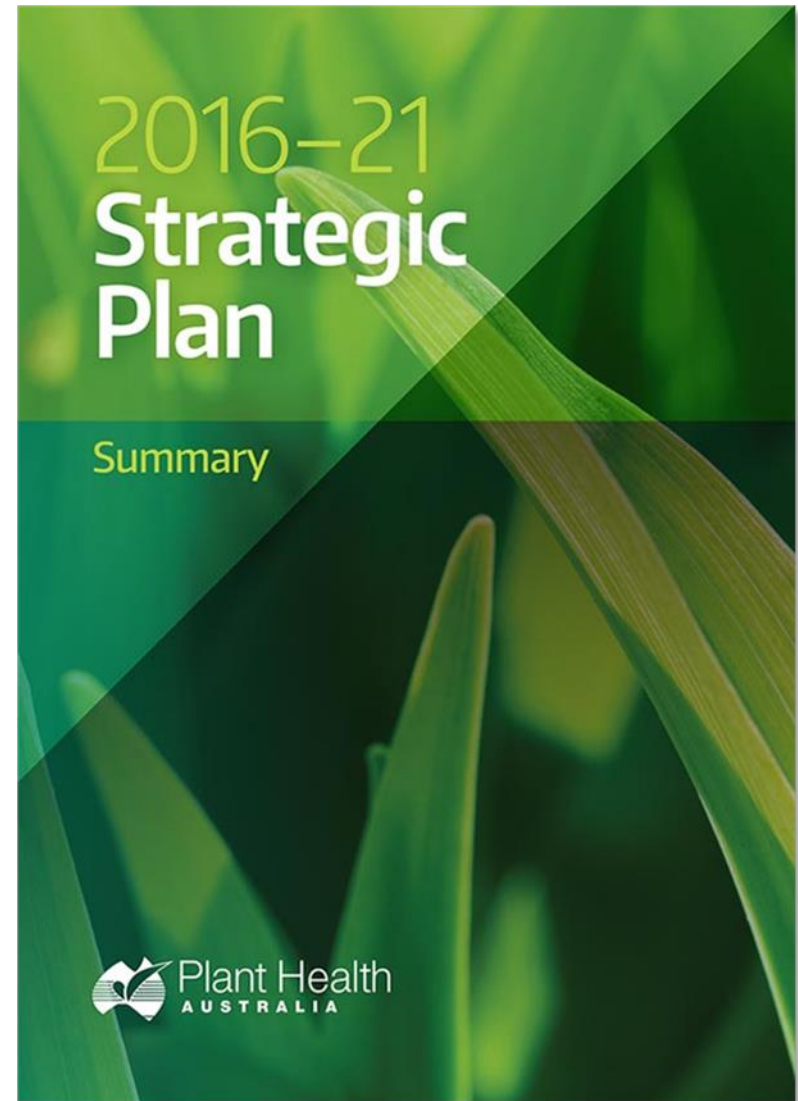
Improving national biosecurity outcomes through partnerships



Plant Health
AUSTRALIA

2018/19 AOP is based on 7 Key Result Areas (KRAs) identified in the 2016-21 Strategic Plan

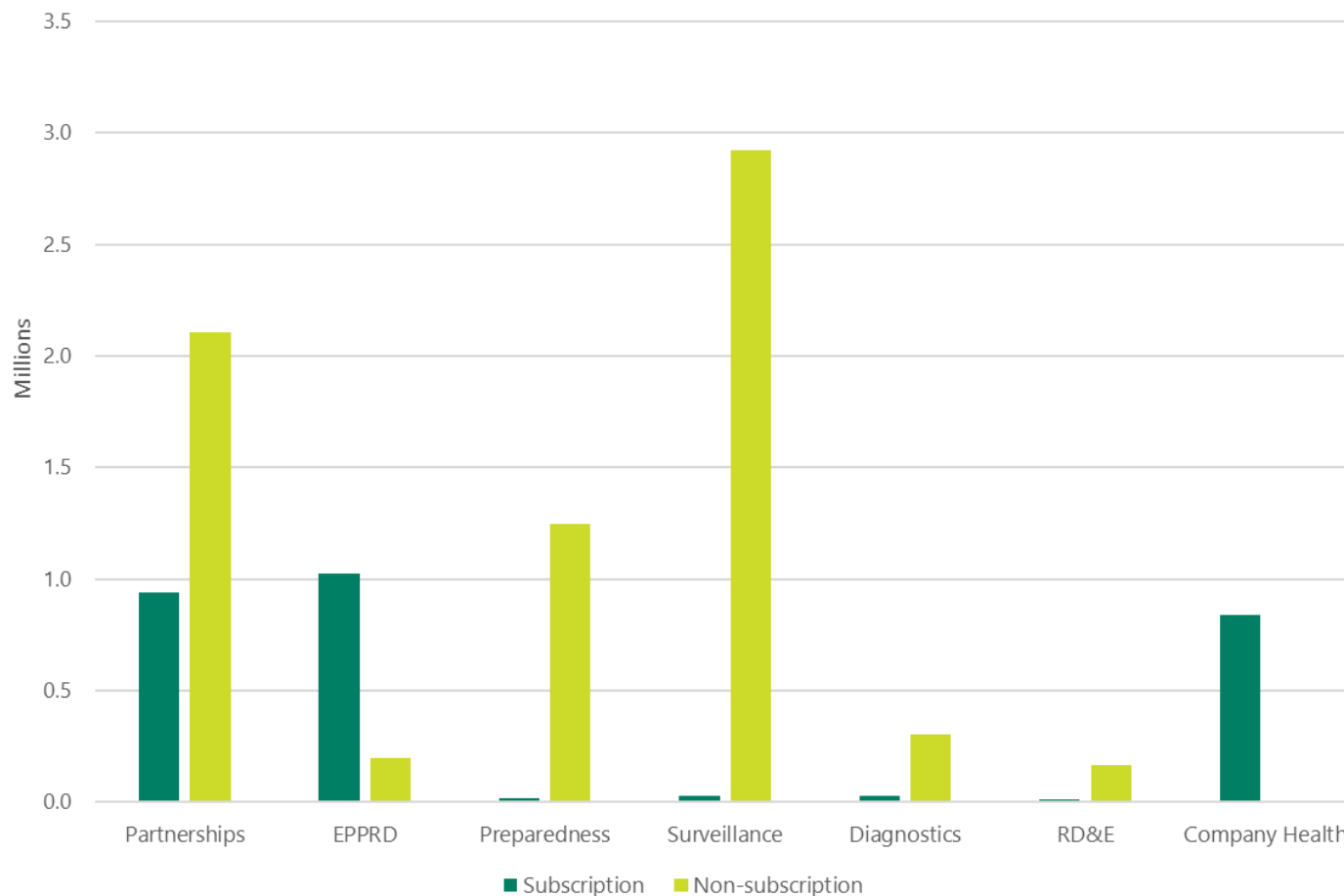
- ✓ Partnerships
- ✓ EPPRD
- ✓ Preparedness
- ✓ Surveillance
- ✓ Diagnostics
- ✓ RD&E
- ✓ Company Health



Overall Income and Expenditure

2018–19	\$	%
Income:		
Subscription	2,628,100	26.7
Non-subscription	7,001,581	71.3
Interest	195,487	2.0
Total income	9,825,168	100.0
Expenditure:		
Partnerships	3,045,973	31.0
EPPRD	1,223,409	12.4
Preparedness	1,262,067	12.8
Surveillance	2,950,697	30.0
Diagnostics	332,738	3.4
RD&E	178,517	1.8
Company health	837,356	8.5
Total expenditure	9,830,757	100.0
Result: surplus (deficit)	(5,589)	

Subscription and Non subscription funded activities



2018/19 Annual Operational Plan



Subscription funded programs	Budget (\$)
Partnerships	
National committees and working groups	87,460
Member liaison	122,706
National programs	228,292
Strategic planning and reporting	42,397
Corporate communication	459,559
Total	940,414
EPPRD	
National committees and working groups	32,273
EPPRD management	464,625
EPPRD training	234,618
Incursion management	293,441
Total	1,024,957
Preparedness	
National committees and working groups	4,772
Biosecurity planning processes	11,920
Total	16,692
Surveillance	
National committees and working groups	23,852
International programs	0
Software development and support	3,864
Total	27,716
Diagnostics	
National committees and working groups	26,244
Software development and support	2,320
Total	28,564
RD&E	
National committees and working groups	5,965
National programs	7,158
Total	13,123
Company health	
Board management	248,133
Company finance and administration	589,223
Total	837,356
Total subscription expenditure	2,888,822

Partnerships

- National Committees: NBC, NCN, Northern Australia Biosecurity Framework Reference Group, PHC, SDQMA and others
- Create a plant biosecurity champion alumni
- Revise NFFC (pending industry and government support)
- Expand the Farm Biosecurity Program (joint AHA / PHA program)
- Biosecurity Programs for grains reviewed, vegetables and potatoes and melons expanding, new programs initiated.

Driving a nationally agreed approach



Save the date
**National Fruit
Fly Symposium**

14–15 August 2018

PARKROYAL

Melbourne airport

preventfruitfly.com.au/symposium



Emergency Response

- Programs chestnut blight, varroa mite, citrus canker, BMSB, Torres Strait FF
- A number of financial audits
- Debriefs
- Continue to promote the National EPP Training Program
- Exercises – Varroa mite, working with governments and AHBIC, Xylella, and another cotton simulation
- Continue implementation of recommendations from the 2015 EPPRD Review
- A few more incidents ?
- Continued delivery of tailored face to face plant biosecurity training at the request of members

Emergency Response

- Regional training opportunities established (for members and members of members)
- Addressing gaps between the NEBRA, the EADRA and the EPPRD
 - Exotic weeds primarily affecting primary production
 - Pests of pastures and fodder
- Review of Parties Normal Commitments
- PLANTPLAN review
- Categorisation
- Improved decision making
- Equity for impacted owners
- Tax implications for ORCs

Preparedness

- Biosecurity Plans and Manuals
 - BP on a 5 year timeframe with the engagement of an annual review and focus on implementation.
 - Complete BPs for avocados, bananas, mangoes, summerfruit, sweetpotatoes and tea tree
 - Annual review of banana, cherry, onion, potato and vegetable BPs
 - Complete manual for cherries
 - Capability index tested at reference panels
- Bee Biosecurity Officers
 - Bee Biosecurity Officer appointed Qld and Victorian BBO's contract renegotiated.
 - BOLT course continued to be promoted
 - Bee Survey developed and bee identification app developed



Surveillance and Diagnostics

- Continue to work with SNPHS and SPHD, expanding networks, training and web sites.
- Northern Australia Biosecurity
- Plant Health Surveillance Consultative Committee
- IPSN – establishing surveillance and data collection networks
- Expanding the Virtual Co-ordination Centre / AusPestCheck across states and industry and potentially animal data
- Citrus Biosecurity Program
- Forestry Biosecurity Program
- Temperate crops surveillance expanding
- Negotiating a new Grains Surveillance project
- Continuing RRD4P – *Improving Plant Pest Management Through Cross Industry Deployment of Smart Sensors, Diagnostics and Forecasting*

RD&E

- The 2018 NPBSR reports on plant biosecurity RD&E
- AGSOC Cross Sectoral Plant Biosecurity Strategy and Implementation
 - Revised strategy launched and linked to PBRI and other potential implementation partners
- Plans for 2019 Plant Biosecurity Conference advanced
- PBRI delivers a portfolio of cross sectoral plant biosecurity RD&E
- CSIRO Health and Biosecurity Advisory Committee
- ~~Plant Biosecurity CRC~~

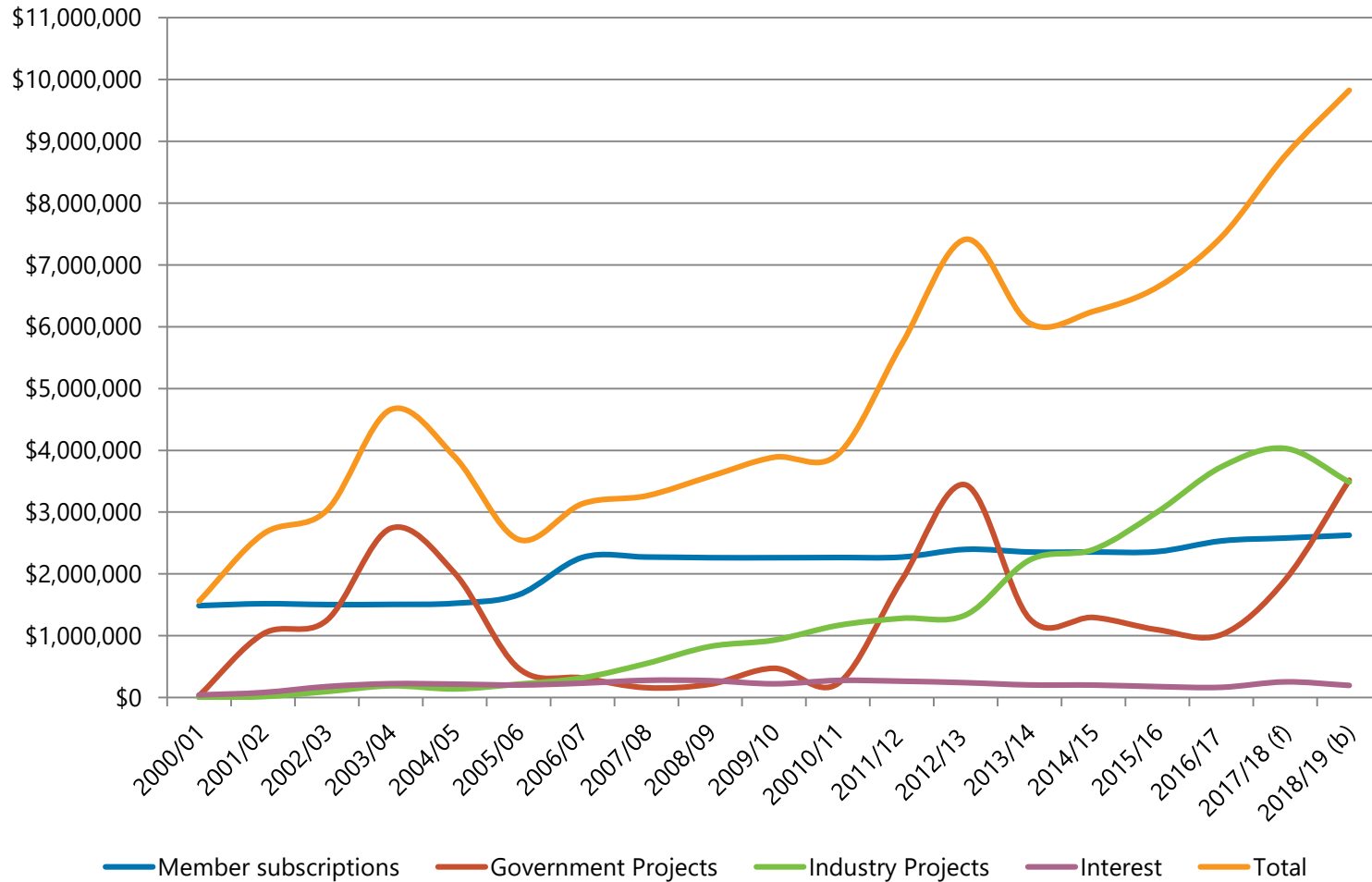


2018 /2019 Budget

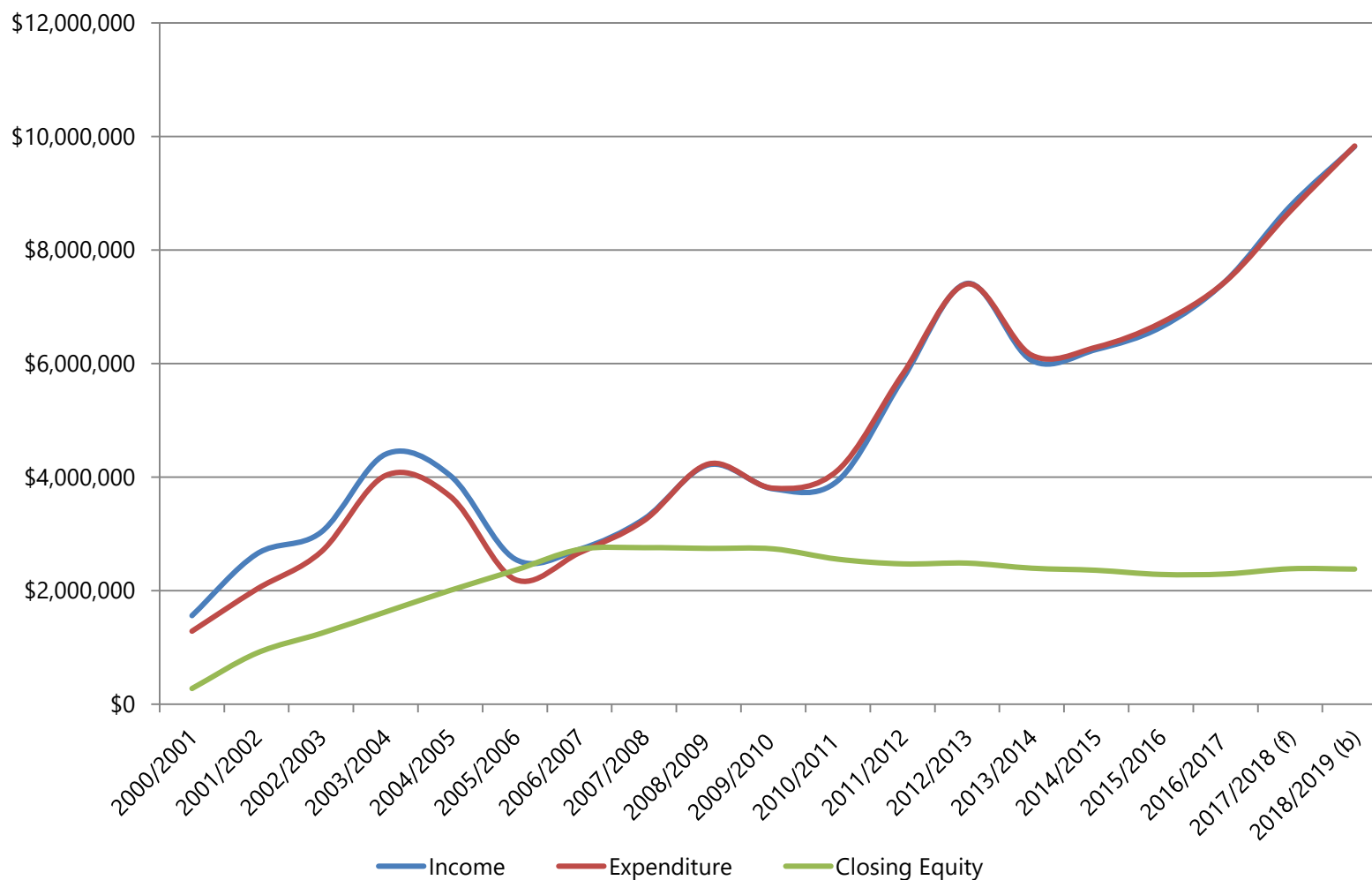
	2018/19 Budget	2017/2018 Forecast*	\$ Variance
Income			
Subscriptions	2,628,100	2,582,500	45,600
Project Funding	7,001,581	5,935,774	1,065,807
Other Income	195,487	252,165	56,678
Total Income	9,825,368	8,770,439	1,054,729
Expenditure			
Board Fees	252,371	247,614	4,757
Employee Remuneration & Expenses	3,971,287	3,339,138	632,149
Staff Development	36,000	36,000	0
Consultants & Contractors	3,921,434	3,790,176	131,258
Travel & Accommodation	741,405	485,709	255,696
Administration	644,023	544,651	99,375
Asset Management	78,934	71,795	7,039
Finance Expenses	41,147	37,063	4,084
Meetings and Conferences	144,255	126,485	17,770
Total Expenditure	9,830,757	8,678,631	1,152,126
Surplus /Deficit	5,589	91,808	97,397

* As at end March

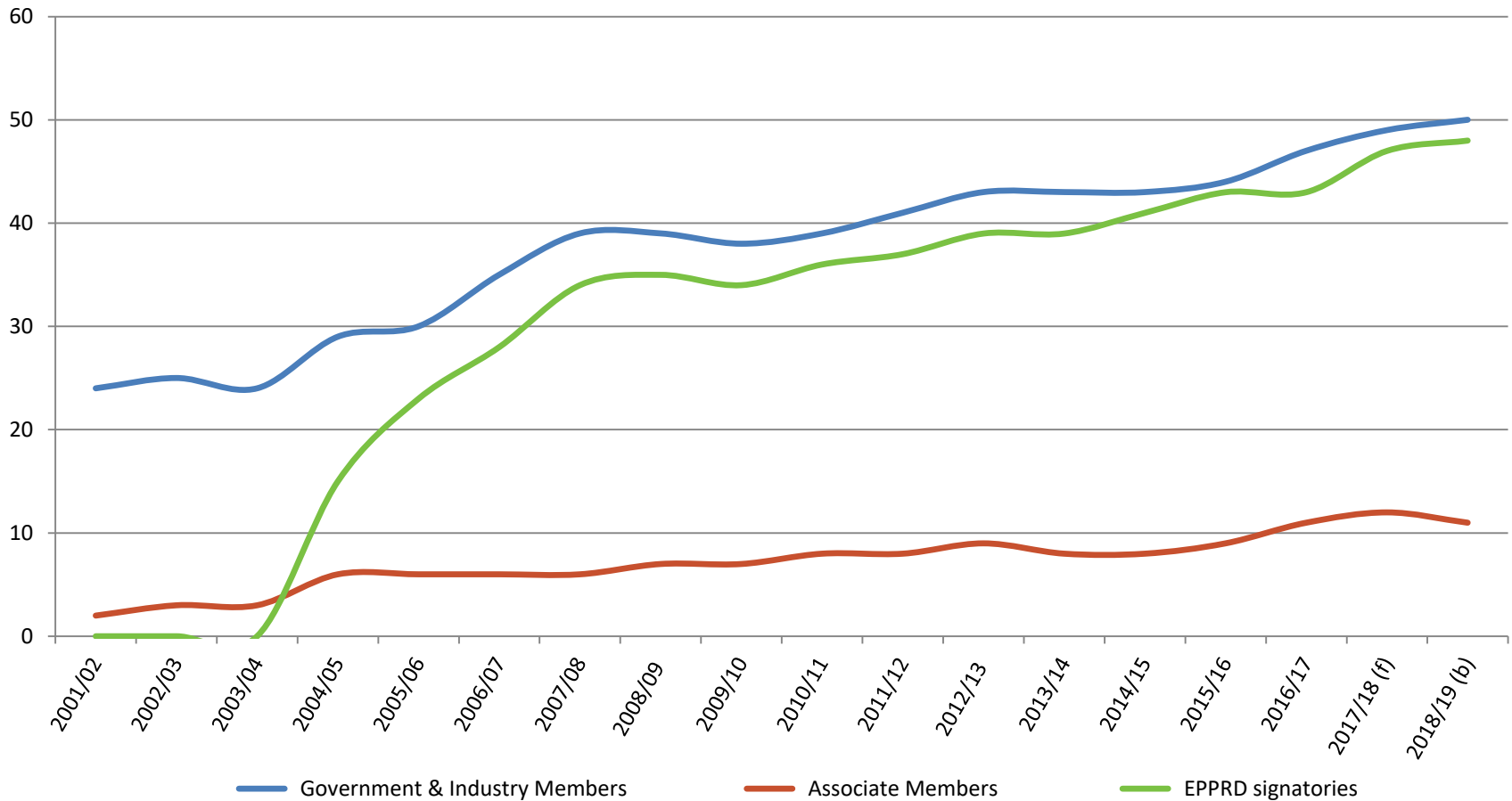
Subscription/Project Income



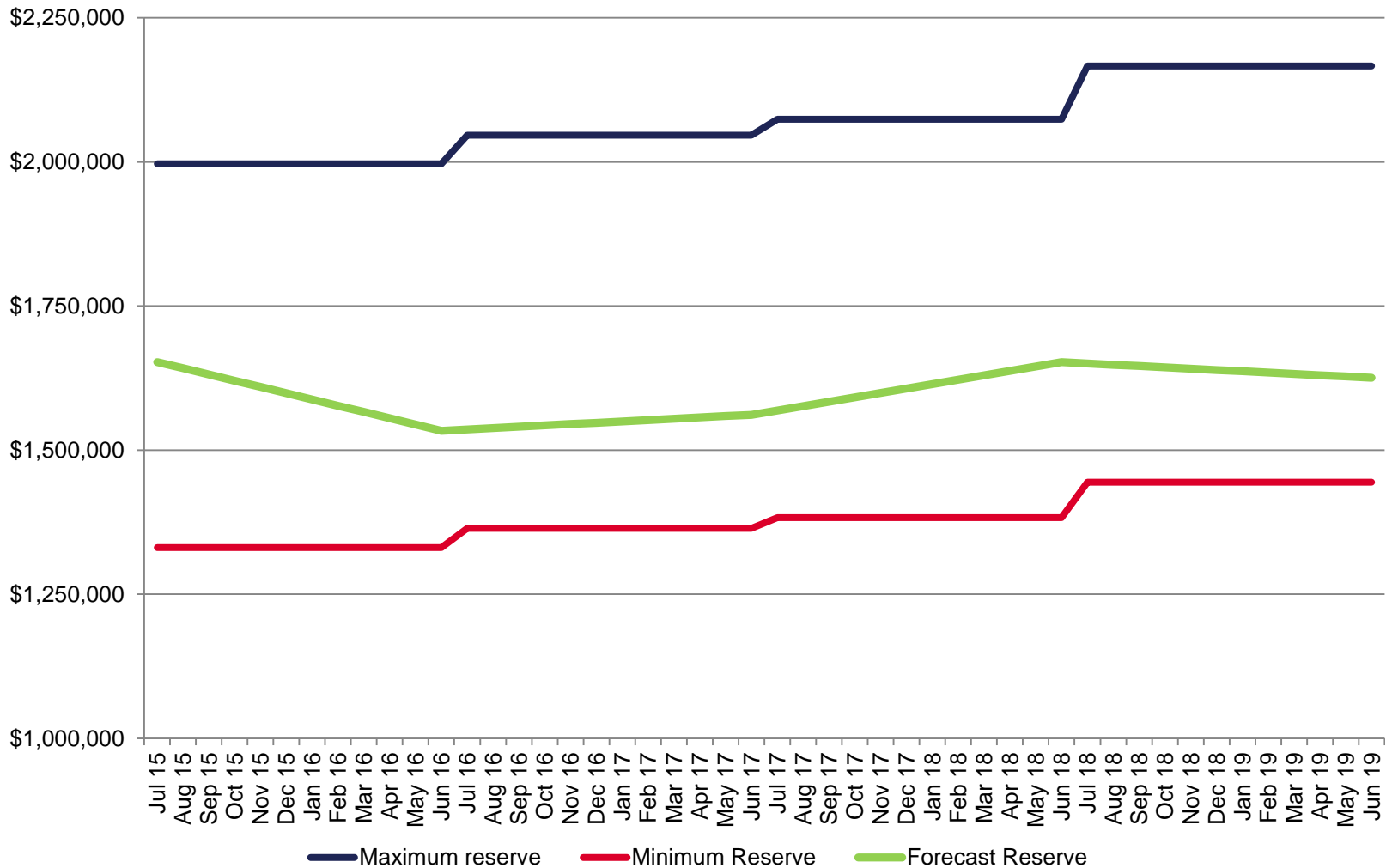
Equity movements



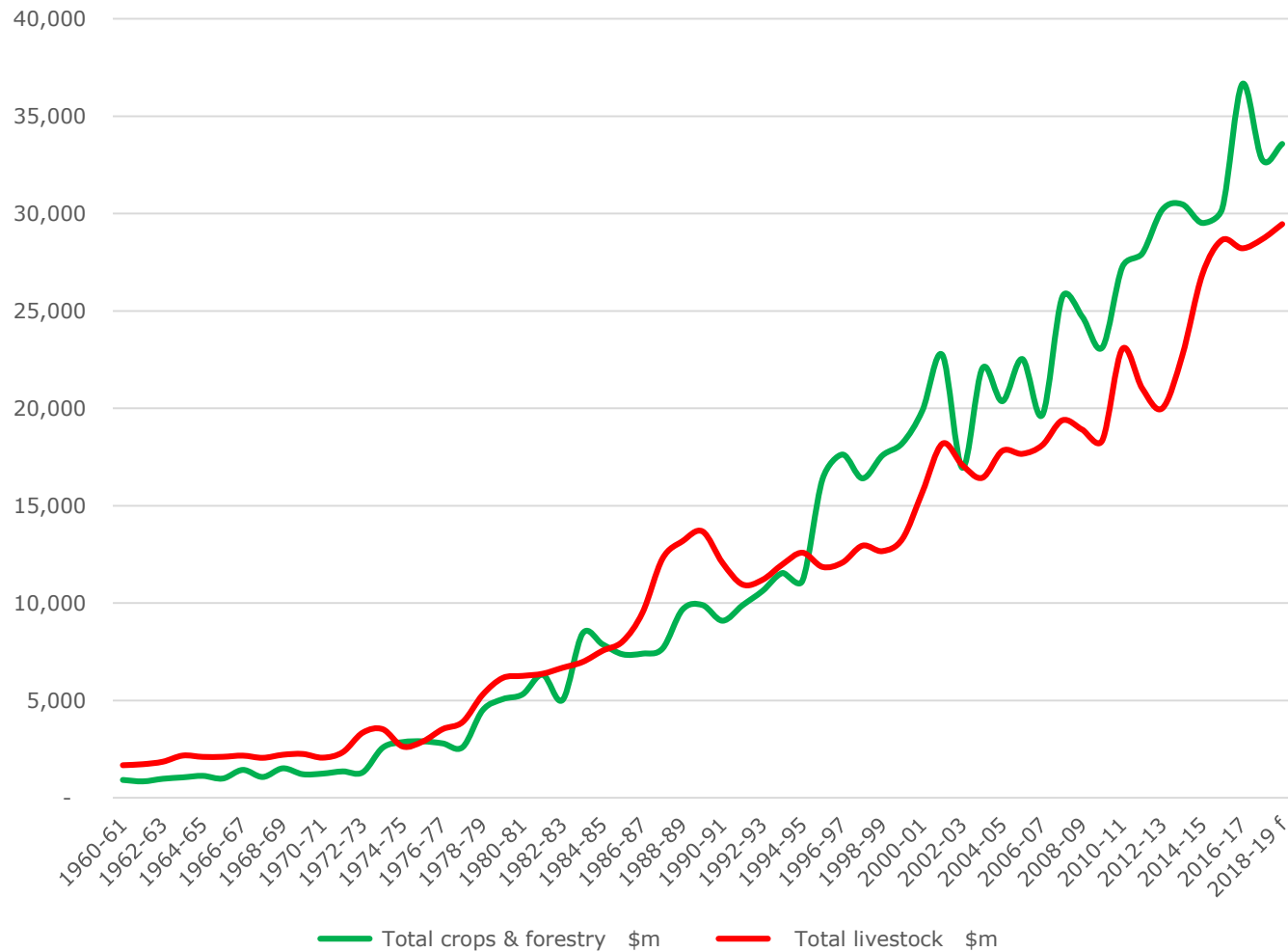
Member numbers



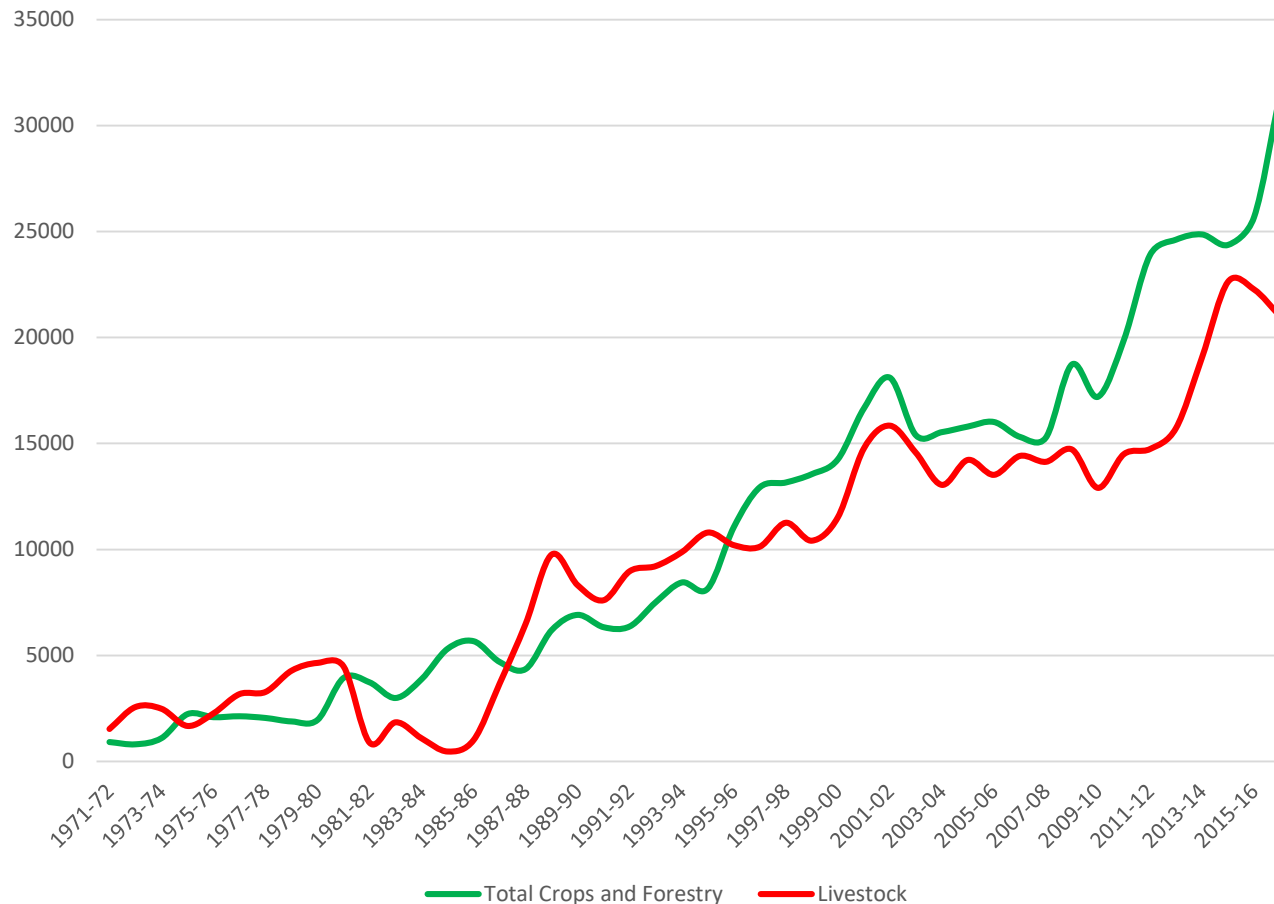
Forecast Reserves 2015 / 2019



Gross Value of Production



Exports



2.7 Member subscriptions

(Ordinary Resolution)



Ordinary Resolution

- 2.7 (a) That PHA Members approve the base 2018-2019 Annual Membership Subscription as being:
- Annual Subscription payable by the Australian Government \$868,700
 - Total Annual Subscription payable by State/Territory Members \$868,700
 - Total Annual Subscription payable by Plant Industry Members \$868,700

3.0 For information

Improving national biosecurity outcomes through partnerships



Plant Health
AUSTRALIA

3.1 Order of meetings around the Annual General Meeting

“Trial” AGM timetable

	AGM 2017	AGM 2018
Tuesday	Joint Forums	PHA AGM Joint Industry forum Joint member forum
Wednesday	Plant Industry forum EPPRD Signatories meeting PHA AGM	Plant Industry Forum Member meeting EPPRD Signatories meeting
Thursday	PHA Board meeting	PHA Board meeting

4.0 Other Business

Improving national biosecurity outcomes through partnerships



Plant Health
AUSTRALIA

5.0 Close Of Meeting

Improving national biosecurity outcomes through partnerships



Plant Health
AUSTRALIA